

# Product Datasheet

## BRCA1 Antibody (KEN) - Azide and BSA Free NBP2-80601

Unit Size: 0.1 ml

Aliquot and store at -20C or -80C. Avoid freeze-thaw cycles.

[www.novusbio.com](http://www.novusbio.com)



[technical@novusbio.com](mailto:technical@novusbio.com)

Protocols, Publications, Related Products, Reviews, Research Tools and Images at:  
[www.novusbio.com/NBP2-80601](http://www.novusbio.com/NBP2-80601)

Updated 8/21/2023 v.20.1

Earn rewards for product  
reviews and publications.

Submit a publication at [www.novusbio.com/publications](http://www.novusbio.com/publications)

Submit a review at [www.novusbio.com/reviews/destination/NBP2-80601](http://www.novusbio.com/reviews/destination/NBP2-80601)



**NBP2-80601**

BRCA1 Antibody (KEN) - Azide and BSA Free

Product Information	
Unit Size	0.1 ml
Concentration	1.67 mg/ml
Storage	Aliquot and store at -20C or -80C. Avoid freeze-thaw cycles.
Clonality	Monoclonal
Clone	KEN
Preservative	No Preservative
Isotype	IgG3 Kappa
Purity	Protein A purified
Buffer	Tris-Glycine, 0.15 M NaCl
Target Molecular Weight	240 kDa

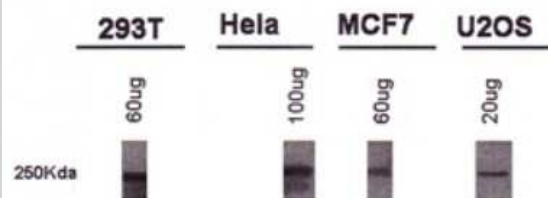
Product Description	
Host	Mouse
Gene ID	672
Gene Symbol	BRCA1
Species	Human
Immunogen	Human BRCA1 corresponding to residues 1314-1864 [UniProt# P38398]

Product Application Details	
Applications	Western Blot, Immunocytochemistry/ Immunofluorescence, Immunoprecipitation
Recommended Dilutions	Western Blot 2-4 ug/ml, Immunocytochemistry/ Immunofluorescence 1:100, Immunoprecipitation 1:10-1:500
Application Notes	This BRCA1 antibody is useful for Western blot, Immunocytochemistry/Immunofluorescence and Immunoprecipitation. In Western blot a band was observed ~220-240 kDa.

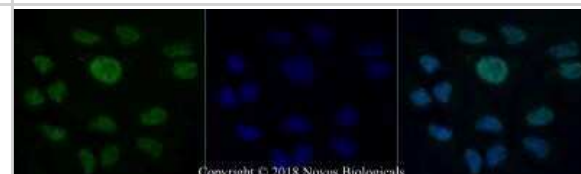


## Images

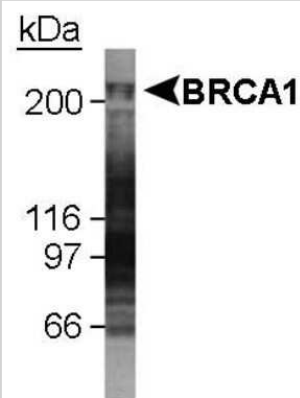
Western Blot: BRCA1 Antibody (KEN) - Azide and BSA Free [NBP2-80601] - Detection of BRCA1. Image from the standard format of this antibody.



Immunocytochemistry/Immunofluorescence: BRCA1 Antibody (KEN) - Azide and BSA Free [NBP2-80601] - HeLa cells were fixed for 10 minutes using 10% formalin and then permeabilized for 5 minutes using 1X PBS + 0.5% Triton-X100. The cells were incubated with anti-BRCA1 (KEN) at 5 ug/ml overnight at 4C and detected with an anti-mouse Dylight 488 (Green) at a 1:500 dilution. Nuclei were counterstained with DAPI (Blue). Cells were imaged using a 40X objective. Image from the standard format of this antibody.



Western Blot: BRCA1 Antibody (KEN) - Azide and BSA Free [NBP2-80601] - Detection of BRCA1 in U2OS whole cell lysate using NB 100-599. 1 minute ECL detection. Image from the standard format of this antibody.





### **Novus Biologicals USA**

10730 E. Briarwood Avenue  
Centennial, CO 80112  
USA  
Phone: 303.730.1950  
Toll Free: 1.888.506.6887  
Fax: 303.730.1966  
nb-customerservice@bio-techne.com

### **Bio-Techne Canada**

21 Canmotor Ave  
Toronto, ON M8Z 4E6  
Canada  
Phone: 905.827.6400  
Toll Free: 855.668.8722  
Fax: 905.827.6402  
canada.inquires@bio-techne.com

### **Bio-Techne Ltd**

19 Barton Lane  
Abingdon Science Park  
Abingdon, OX14 3NB, United Kingdom  
Phone: (44) (0) 1235 529449  
Free Phone: 0800 37 34 15  
Fax: (44) (0) 1235 533420  
info.EMEA@bio-techne.com

### **General Contact Information**

www.novusbio.com  
Technical Support: nb-technical@bio-techne.com  
Orders: nb-customerservice@bio-techne.com  
General: novus@novusbio.com

### **Products Related to NBP2-80601**

---

HAF007	Goat anti-Mouse IgG Secondary Antibody [HRP]
NB720-B	Rabbit anti-Mouse IgG (H+L) Secondary Antibody [Biotin]
NBP1-96978	Mouse IgG3 Kappa Light Chain Isotype Control (MG3K)
H00000672-P01-25ug	Recombinant Human BRCA1 GST (N-Term) Protein

---

### **Limitations**

This product is for research use only and is not approved for use in humans or in clinical diagnosis. Primary Antibodies are guaranteed for 1 year from date of receipt.

For more information on our 100% guarantee, please visit [www.novusbio.com/guarantee](http://www.novusbio.com/guarantee)

Earn gift cards/discounts by submitting a review: [www.novusbio.com/reviews/submit/NBP2-80601](http://www.novusbio.com/reviews/submit/NBP2-80601)

Earn gift cards/discounts by submitting a publication using this product:  
[www.novusbio.com/publications](http://www.novusbio.com/publications)

