

Product Datasheet

GAD65/67 Antibody NBP2-80511

Unit Size: 0.1 ml

Store at 4C short term. Aliquot and store at -20C long term. Avoid freeze-thaw cycles.

www.novusbio.com



technical@novusbio.com

Protocols, Publications, Related Products, Reviews, Research Tools and Images at:
www.novusbio.com/NBP2-80511

Updated 9/9/2025 v.20.1

Earn rewards for product
reviews and publications.

Submit a publication at www.novusbio.com/publications

Submit a review at www.novusbio.com/reviews/destination/NBP2-80511



NBP2-80511

GAD65/67 Antibody

Product Information	
Unit Size	0.1 ml
Concentration	This product is unpurified. The exact concentration of antibody is not quantifiable.
Storage	Store at 4C short term. Aliquot and store at -20C long term. Avoid freeze-thaw cycles.
Clonality	Polyclonal
Preservative	No Preservative
Reconstitution Instructions	Reconstitute in 0.1 ml of sterile water. Centrifuge to remove any insoluble material. Glycerol may be added (1:1) for additional stability.
Purity	Unpurified
Buffer	Lyophilized from whole serum

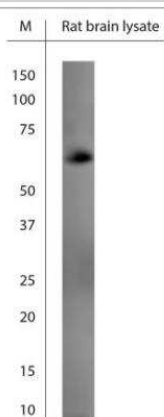
Product Description	
Description	Novus Biologicals Rabbit GAD65/67 Antibody (NBP2-80511) is a polyclonal antibody validated for use in IHC and WB. All Novus Biologicals antibodies are covered by our 100% guarantee.
Host	Rabbit
Gene ID	2571
Gene Symbol	GAD1
Species	Human, Mouse, Rat
Reactivity Notes	Other species not yet tested but expected to work in zebrafish, canis familiaris, macaca mulatta, sus scrofa.
Immunogen	A synthetic peptide from amino acid region 530-600 of mouse GAD65 conjugated to blue carrier protein was used as the antigen. The peptide is identical in GAD67. The antigen is homologous in rat and human.

Product Application Details	
Applications	Western Blot, Immunohistochemistry-Paraffin, Immunohistochemistry
Recommended Dilutions	Western Blot 1:1000 - 1:2000, Immunohistochemistry 1:1000 - 1:2000, Immunohistochemistry-Paraffin 1:1000 - 1:2000

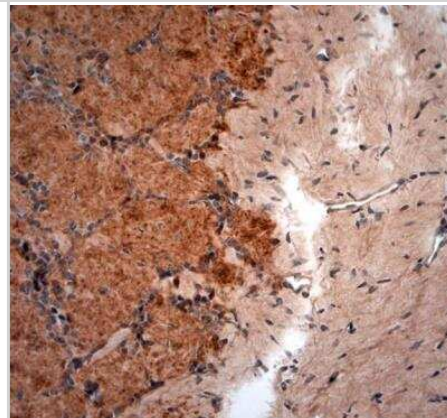


Images

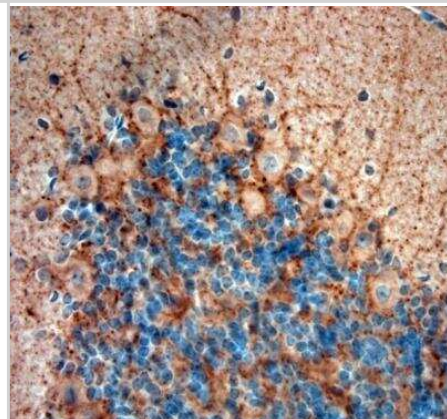
Western Blot: GAD65/67 Antibody [NBP2-80511] - Rat brain lysate using Rabbit antibody to GAD65, at 1:500 dilution. Incubated 30 min at RT with shake. Blocking: 0.5% LFDM in 1x PBS containing 0.1% Tween-20



Immunohistochemistry-Paraffin: GAD65/67 Antibody [NBP2-80511] - Mouse olfactory bulb. The animal was perfused using Autoperfuser at a pressure of 110 mmHg with 300 ml 4% FA and further post fixed overnight before being processed for paraffin embedding. HIER: Tris-EDTA, pH 9 for 20 min using Thermo PT Module. Blocking: 0.2% LFDM in TBST filtered thru 0.2 um.



Immunohistochemistry-Paraffin: GAD65/67 Antibody [NBP2-80511] - Sections of mouse cerebellum. The animal was perfused using Autoperfuser at a pressure of 110 mmHg with 300 ml 4% FA and further post fixed overnight before being processed for paraffin embedding. HIER: Tris-EDTA, pH 9 for 20 min using Thermo PT Module. Blocking: 0.2% LFDM in TBST filtered thru 0.2 um.





Novus Biologicals USA

10730 E. Briarwood Avenue
Centennial, CO 80112
USA
Phone: 303.730.1950
Toll Free: 1.888.506.6887
Fax: 303.730.1966
nb-customerservice@bio-techne.com

Bio-Techne Canada

21 Canmotor Ave
Toronto, ON M8Z 4E6
Canada
Phone: 905.827.6400
Toll Free: 855.668.8722
Fax: 905.827.6402
canada.inquires@bio-techne.com

Bio-Techne Ltd

19 Barton Lane
Abingdon Science Park
Abingdon, OX14 3NB, United Kingdom
Phone: (44) (0) 1235 529449
Free Phone: 0800 37 34 15
Fax: (44) (0) 1235 533420
info.EMEA@bio-techne.com

General Contact Information

www.novusbio.com
Technical Support: nb-technical@bio-techne.com
Orders: nb-customerservice@bio-techne.com
General: novus@novusbio.com

Products Related to NBP2-80511

NBP2-33376H	Blue Marker Antibody (6F4-F6) [HRP]
HAF008	Goat anti-Rabbit IgG Secondary Antibody [HRP]
NB7160	Goat anti-Rabbit IgG (H+L) Secondary Antibody [HRP]
DBD00	BDNF [HRP]

Limitations

This product is for research use only and is not approved for use in humans or in clinical diagnosis. Primary Antibodies are guaranteed for 1 year from date of receipt.

For more information on our 100% guarantee, please visit www.novusbio.com/guarantee

Earn gift cards/discounts by submitting a review: www.novusbio.com/reviews/submit/NBP2-80511

Earn gift cards/discounts by submitting a publication using this product:
www.novusbio.com/publications

