

Product Datasheet

SOX10 Antibody (SOX10/2311R) - Azide and BSA Free NBP2-79905

Unit Size: 100 ug

Store at -20 to -80C. Avoid freeze-thaw cycles.

www.novusbio.com



technical@novusbio.com

Protocols, Publications, Related Products, Reviews, Research Tools and Images at:
www.novusbio.com/NBP2-79905

Updated 10/23/2024 v.20.1

Earn rewards for product
reviews and publications.

Submit a publication at www.novusbio.com/publications

Submit a review at www.novusbio.com/reviews/destination/NBP2-79905



NBP2-79905

SOX10 Antibody (SOX10/2311R) - Azide and BSA Free

| Product Information | |
|---------------------|---|
| Unit Size | 100 ug |
| Concentration | 1 mg/ml |
| Storage | Store at -20 to -80C. Avoid freeze-thaw cycles. |
| Clonality | Monoclonal |
| Clone | SOX10/2311R |
| Preservative | No Preservative |
| Isotype | IgG |
| Purity | Protein A or G purified |
| Buffer | 10 mM PBS |

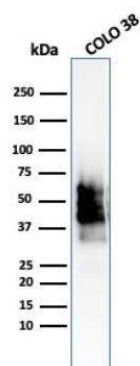
| Product Description | |
|---------------------|---|
| Description | 1.0 mg/ml of antibody purified from Bioreactor Concentrate by Protein A/G. Prepared in 10mM PBS WITHOUT BSA & azide. Also available at 200 ug/ml WITH BSA & azide (NBP2-79770). Antibody with azide - store at 2 to 8C. Antibody without azide - store at -20 to -80C. |
| Host | Rabbit |
| Gene ID | 6663 |
| Gene Symbol | SOX10 |
| Species | Human, Mouse |
| Marker | Melanoma Marker |
| Immunogen | A recombinant fragment (around aa115-269) of human SOX10 protein (exact sequence is proprietary) (Uniprot: P56693) |

| Product Application Details | |
|-----------------------------|---|
| Applications | Western Blot, Immunohistochemistry, Immunohistochemistry-Paraffin, Protein Array |
| Recommended Dilutions | Western Blot, Immunohistochemistry 1-2 ug/ml, Immunohistochemistry-Paraffin 1-2 ug/ml, Protein Array |
| Application Notes | Immunohistochemistry (Formalin-fixed): 1-2ug/ml for 30 minutes at RT. Staining of formalin-fixed tissues requires heating tissue sections in 10mM Tris with 1mM EDTA, pH 9.0, for 45 min at 95C followed by cooling at RT for 20 minutes. Optimal dilution for a specific application should be determined. |

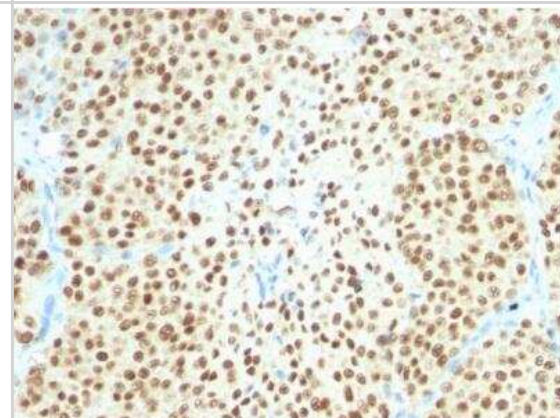


Images

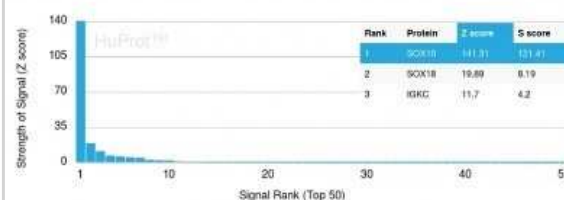
Western Blot: SOX10 Antibody (SOX10/2311R) - Azide and BSA Free [NBP2-79905] - Western Blot Analysis of COLO-38 cell lysate using SOX10-Monospecific Recombinant Rabbit Monoclonal Antibody (SOX10/2311R).



Immunohistochemistry-Paraffin: SOX10 Antibody (SOX10/2311R) - Azide and BSA Free [NBP2-79905] - Formalin-fixed, paraffin-embedded human Melanoma stained with SOX10-Monospecific Recombinant Rabbit Monoclonal Antibody (SOX10/2311R).



Protein Array: SOX10 Antibody (SOX10/2311R) - Azide and BSA Free [NBP2-79905] - Analysis of Protein Array containing more than 19,000 full-length human proteins using SOX10 Antibody (SOX10/2311R) Z- and S- Score: The Z-score represents the strength of a signal that a monoclonal antibody (Monoclonal Antibody) (in combination with a fluorescently-tagged anti-IgG secondary antibody) produces when binding to a particular protein on the HuProt(TM) array. Z-scores are described in units of standard deviations (SD's) above the mean value of all signals generated on that array. If targets on HuProt(TM) are arranged in descending order of the Z-score, the S-score is the difference (also in units of SD's) between the Z-score. S-score therefore represents the relative target specificity of a Monoclonal Antibody to its intended target. A Monoclonal Antibody is considered to specific to its intended target, if the Monoclonal Antibody has an S-score of at least 2.5





Novus Biologicals USA

10730 E. Briarwood Avenue
Centennial, CO 80112
USA
Phone: 303.730.1950
Toll Free: 1.888.506.6887
Fax: 303.730.1966
nb-customerservice@bio-techne.com

Bio-Techne Canada

21 Canmotor Ave
Toronto, ON M8Z 4E6
Canada
Phone: 905.827.6400
Toll Free: 855.668.8722
Fax: 905.827.6402
canada.inquires@bio-techne.com

Bio-Techne Ltd

19 Barton Lane
Abingdon Science Park
Abingdon, OX14 3NB, United Kingdom
Phone: (44) (0) 1235 529449
Free Phone: 0800 37 34 15
Fax: (44) (0) 1235 533420
info.EMEA@bio-techne.com

General Contact Information

www.novusbio.com
Technical Support: nb-technical@bio-techne.com
Orders: nb-customerservice@bio-techne.com
General: novus@novusbio.com

Products Related to NBP2-79905

| | |
|--------------------|---|
| HAF008 | Goat anti-Rabbit IgG Secondary Antibody [HRP] |
| NB7160 | Goat anti-Rabbit IgG (H+L) Secondary Antibody [HRP] |
| NBP2-24891 | Rabbit IgG Isotype Control |
| H00006663-Q01-10ug | Recombinant Human SOX10 GST (N-Term) Protein |

Limitations

This product is for research use only and is not approved for use in humans or in clinical diagnosis. Primary Antibodies are guaranteed for 1 year from date of receipt.

For more information on our 100% guarantee, please visit www.novusbio.com/guarantee

Earn gift cards/discounts by submitting a review: www.novusbio.com/reviews/submit/NBP2-79905

Earn gift cards/discounts by submitting a publication using this product:
www.novusbio.com/publications

