

# Product Datasheet

## Cytokeratin 3 Antibody (KRT3/2130)

### NBP2-79718-100ug

Unit Size: 100 ug

Store at 4C.

[www.novusbio.com](http://www.novusbio.com)



[technical@novusbio.com](mailto:technical@novusbio.com)

Protocols, Publications, Related Products, Reviews, Research Tools and Images at:  
[www.novusbio.com/NBP2-79718](http://www.novusbio.com/NBP2-79718)

Updated 10/23/2024 v.20.1

Earn rewards for product  
reviews and publications.

Submit a publication at [www.novusbio.com/publications](http://www.novusbio.com/publications)

Submit a review at [www.novusbio.com/reviews/destination/NBP2-79718](http://www.novusbio.com/reviews/destination/NBP2-79718)



**NBP2-79718-100ug****Cytokeratin 3 Antibody (KRT3/2130)**

<b>Product Information</b>	
<b>Unit Size</b>	100 ug
<b>Concentration</b>	0.2 mg/ml
<b>Storage</b>	Store at 4C.
<b>Clonality</b>	Monoclonal
<b>Clone</b>	KRT3/2130
<b>Preservative</b>	0.05% Sodium Azide
<b>Isotype</b>	IgG1 Kappa
<b>Purity</b>	Protein A or G purified
<b>Buffer</b>	10 mM PBS with 0.05% BSA
<b>Target Molecular Weight</b>	65 kDa

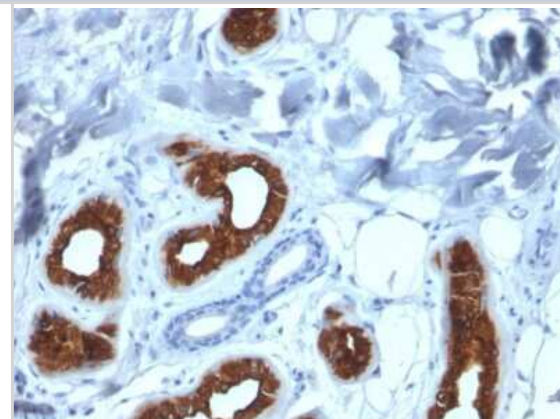
<b>Product Description</b>	
<b>Description</b>	200ug/ml of antibody purified from Bioreactor Concentrate by Protein A or G. Prepared in 10 mM PBS with 0.05% BSA & 0.05% azide. Also available WITHOUT BSA & azide at 1.0 mg/ml. (NBP2-79852)  Antibody with azide - store at 2 to 8C. Antibody without azide - store at -20 to -80C.
<b>Host</b>	Mouse
<b>Gene ID</b>	3850
<b>Gene Symbol</b>	KRT3
<b>Species</b>	Human
<b>Marker</b>	Corneal Epithelial Marker
<b>Immunogen</b>	Recombinant full-length human Cytokeratin 3 protein (Uniprot: P12035)

<b>Product Application Details</b>	
<b>Applications</b>	Western Blot, Immunocytochemistry/ Immunofluorescence, Immunohistochemistry, Immunohistochemistry-Paraffin, Protein Array
<b>Recommended Dilutions</b>	Western Blot 1:2000, Immunohistochemistry 1-2 ug/ml, Immunocytochemistry/ Immunofluorescence 1:100, Immunohistochemistry-Paraffin 1-2 ug/ml, Protein Array
<b>Application Notes</b>	Immunohistochemistry (Formalin-fixed): 1-2ug/ml for 30 minutes at RT. Staining of formalin-fixed tissues requires heating tissue sections in 10mM Tris with 1mM EDTA, pH 9.0, for 45 min at 95C followed by cooling at RT for 20 minutes. Optimal dilution for a specific application should be determined.

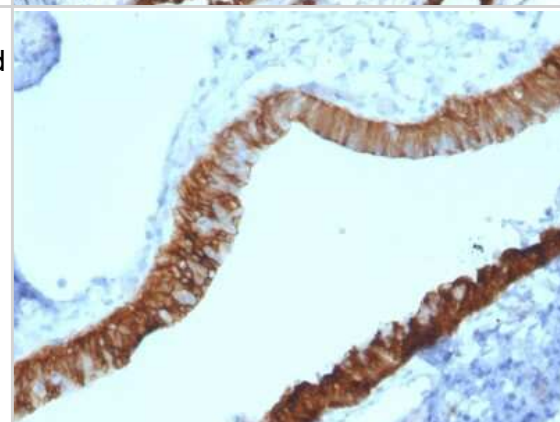


## Images

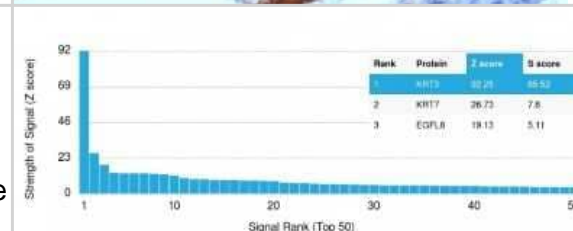
Immunohistochemistry-Paraffin: Cytokeratin 3 Antibody (KRT3/2130) [NBP2-79718] - Formalin-fixed, paraffin-embedded human Skin stained with Cytokeratin 3 Antibody (KRT3/2130).



Immunohistochemistry-Paraffin: Cytokeratin 3 Antibody (KRT3/2130) [NBP2-79718] - Formalin-fixed, paraffin-embedded human Ovary stained with Cytokeratin 3 Antibody (KRT3/2130).



Protein Array: Cytokeratin 3 Antibody (KRT3/2130) [NBP2-79718] - Analysis of Protein Array containing more than 19,000 full-length human proteins using Cytokeratin 3 Antibody (KRT3/2130). Z- and S- Score: The Z-score represents the strength of a signal that a monoclonal antibody (MAb) (in combination with a fluorescently-tagged anti-IgG secondary antibody) produces when binding to a particular protein on the HuProt(TM) array. Z-scores are described in units of standard deviations (SD's) above the mean value of all signals generated on that array. If targets on HuProt(TM) are arranged in descending order of the Z-score, the S-score is the difference (also in units of SD's) between the Z-score. S-score therefore represents the relative target specificity of a MAb to its intended target. A MAb is considered to be specific to its intended target, if the MAb has an S-score of at least 2.5.



**Novus Biologicals USA**

10730 E. Briarwood Avenue  
Centennial, CO 80112  
USA  
Phone: 303.730.1950  
Toll Free: 1.888.506.6887  
Fax: 303.730.1966  
nb-customerservice@bio-techne.com

**Bio-Techne Canada**

21 Canmotor Ave  
Toronto, ON M8Z 4E6  
Canada  
Phone: 905.827.6400  
Toll Free: 855.668.8722  
Fax: 905.827.6402  
canada.inquires@bio-techne.com

**Bio-Techne Ltd**

19 Barton Lane  
Abingdon Science Park  
Abingdon, OX14 3NB, United Kingdom  
Phone: (44) (0) 1235 529449  
Free Phone: 0800 37 34 15  
Fax: (44) (0) 1235 533420  
info.EMEA@bio-techne.com

**General Contact Information**

[www.novusbio.com](http://www.novusbio.com)  
Technical Support: nb-technical@bio-techne.com  
Orders: nb-customerservice@bio-techne.com  
General: novus@novusbio.com

**Products Related to NBP2-79718-100ug**

---

HAF007	Goat anti-Mouse IgG Secondary Antibody [HRP]
NB720-B	Rabbit anti-Mouse IgG (H+L) Secondary Antibody [Biotin]
NBP1-43319-0.5mg	Mouse IgG1 Kappa Isotype Control (P3.6.2.8.1)
H00003850-Q01-10ug	Recombinant Human Cytokeratin 3 GST (N-Term) Protein

---

**Limitations**

This product is for research use only and is not approved for use in humans or in clinical diagnosis. Primary Antibodies are guaranteed for 1 year from date of receipt.

For more information on our 100% guarantee, please visit [www.novusbio.com/guarantee](http://www.novusbio.com/guarantee)

Earn gift cards/discounts by submitting a review: [www.novusbio.com/reviews/submit/NBP2-79718](http://www.novusbio.com/reviews/submit/NBP2-79718)

Earn gift cards/discounts by submitting a publication using this product:  
[www.novusbio.com/publications](http://www.novusbio.com/publications)

