

Product Datasheet

PCNA Antibody (BLR075G) NBP2-78712

Unit Size: 100 uL

Store at 2 - 8 C / 1 year from date of receipt

www.novusbio.com



technical@novusbio.com

Protocols, Publications, Related Products, Reviews, Research Tools and Images at:
www.novusbio.com/NBP2-78712

Updated 10/23/2024 v.20.1

Earn rewards for product
reviews and publications.

Submit a publication at www.novusbio.com/publications

Submit a review at www.novusbio.com/reviews/destination/NBP2-78712



NBP2-78712

PCNA Antibody (BLR075G)

Product Information

Unit Size	100 uL
Concentration	Please see the vial label for concentration. If unlisted please contact technical services.
Storage	Store at 2 - 8 C / 1 year from date of receipt
Clonality	Monoclonal
Clone	BLR075G
Preservative	0.09% Sodium Azide
Isotype	IgG
Purity	Protein A or G purified from cell culture supernatant
Buffer	Borate Buffered Saline (BBS) pH 8.2 with 0.1% BSA.

Product Description

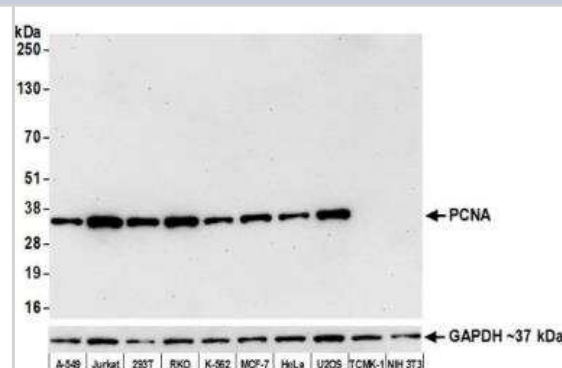
Host	Rabbit
Gene ID	5111
Gene Symbol	PCNA
Species	Human
Immunogen	A peptide representing a region between residue 225 and the C-terminus (residue 261).
Notes	This Product sold under License from Bethyl Laboratories, Inc.

Product Application Details

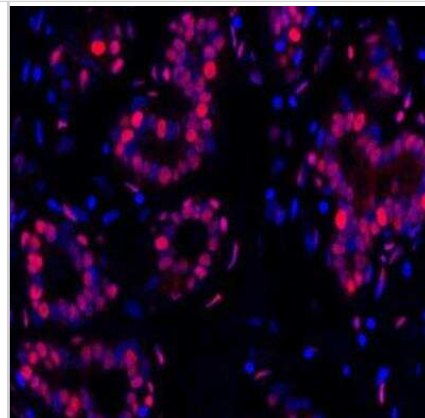
Applications	Western Blot, Immunocytochemistry/ Immunofluorescence, Immunohistochemistry, Immunohistochemistry-Paraffin
Recommended Dilutions	Western Blot 1:1000, Immunohistochemistry 1:100 - 1:500, Immunocytochemistry/ Immunofluorescence 1:100 - 1:500, Immunohistochemistry-Paraffin 1:100-1:500
Application Notes	Centrifuge tube to remove product from lid. Optimal working dilutions should be determined experimentally by the investigator. Prepare working dilution immediately before use. IHC and ICC/IF: Epitope retrieval with citrate buffer pH6.0 is recommended for FFPE cell sections.

Images

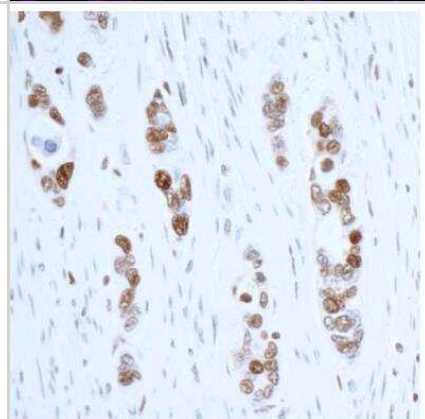
Western Blot: PCNA Antibody (BLR075G) [NBP2-78712] - Detection of human PCNA by WB of A-549, Jurkat, HEK293T, RKO, K-562, MCF-7, HeLa, U2OS, TCMK-1, and NIH 3T3 lysate using this antibody. Secondary: HRP-conjugated goat anti-rabbit IgG (NB7160). Lower Panel: Rabbit anti-GAPDH (NB300-322).



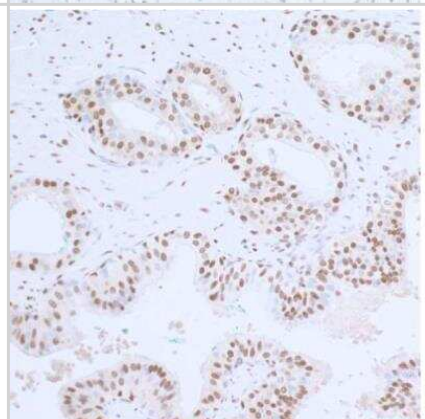
Immunohistochemistry-Paraffin: PCNA Antibody (BLR075G) [NBP2-78712] - Antibody: Rabbit anti-PCNA recombinant monoclonal antibody [BLR075G] Secondary: HRP-conjugated goat antirabbit IgG. Substrate: Opal™. Counterstain: DAPI.



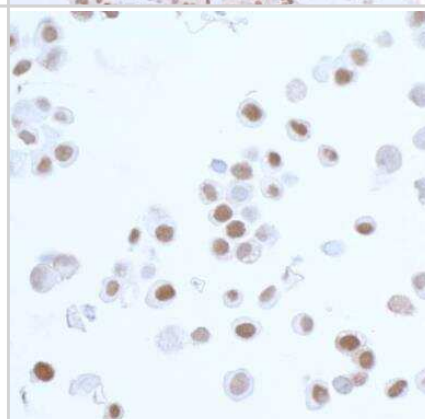
Immunohistochemistry-Paraffin: PCNA Antibody (BLR075G) [NBP2-78712] - Human ovarian carcinoma by IHC using this antibody. Secondary: HRP-conjugated goat anti-rabbit IgG (NB100-2332). Substrate: DAB.



Immunohistochemistry-Paraffin: PCNA Antibody (BLR075G) [NBP2-78712] - Human prostate carcinoma by IHC using this antibody. Secondary: HRP-conjugated goat anti-rabbit IgG (NB100-2332). Substrate: DAB.



Immunohistochemistry-Paraffin: PCNA Antibody (BLR075G) [NBP2-78712] - Hhuman OVCAR-3 cells by ICC using this antibody. Secondary: HRP-conjugated goat anti-rabbit IgG (NB100-2332). Substrate: DAB





Novus Biologicals USA

10730 E. Briarwood Avenue
Centennial, CO 80112
USA
Phone: 303.730.1950
Toll Free: 1.888.506.6887
Fax: 303.730.1966
nb-customerservice@bio-techne.com

Bio-Techne Canada

21 Canmotor Ave
Toronto, ON M8Z 4E6
Canada
Phone: 905.827.6400
Toll Free: 855.668.8722
Fax: 905.827.6402
canada.inquires@bio-techne.com

Bio-Techne Ltd

19 Barton Lane
Abingdon Science Park
Abingdon, OX14 3NB, United Kingdom
Phone: (44) (0) 1235 529449
Free Phone: 0800 37 34 15
Fax: (44) (0) 1235 533420
info.EMEA@bio-techne.com

General Contact Information

www.novusbio.com
Technical Support: nb-technical@bio-techne.com
Orders: nb-customerservice@bio-techne.com
General: novus@novusbio.com

Products Related to NBP2-78712

HAF008	Goat anti-Rabbit IgG Secondary Antibody [HRP]
NB7160	Goat anti-Rabbit IgG (H+L) Secondary Antibody [HRP]
NBP2-24891	Rabbit IgG Isotype Control
NBC1-18428	Recombinant Human PCNA Protein

Limitations

This product is for research use only and is not approved for use in humans or in clinical diagnosis. Primary Antibodies are guaranteed for 1 year from date of receipt.

For more information on our 100% guarantee, please visit www.novusbio.com/guarantee

Earn gift cards/discounts by submitting a review: www.novusbio.com/reviews/submit/NBP2-78712

Earn gift cards/discounts by submitting a publication using this product:
www.novusbio.com/publications

