

Product Datasheet

Fibulin 5/DANCE Antibody (2424) NBP2-76929

Unit Size: 100 ul

Store at 4C short term. Aliquot and store at -20C long term. Avoid freeze-thaw cycles.

www.novusbio.com



technical@novusbio.com

Protocols, Publications, Related Products, Reviews, Research Tools and Images at:
www.novusbio.com/NBP2-76929

Updated 10/23/2024 v.20.1

Earn rewards for product
reviews and publications.

Submit a publication at www.novusbio.com/publications

Submit a review at www.novusbio.com/reviews/destination/NBP2-76929



NBP2-76929**Fibulin 5/DANCE Antibody (2424)**

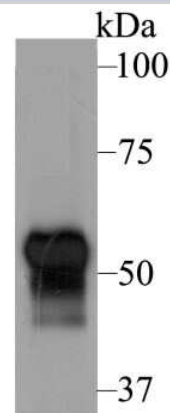
| Product Information | |
|-------------------------|--|
| Unit Size | 100 ul |
| Concentration | 1 mg/ml |
| Storage | Store at 4C short term. Aliquot and store at -20C long term. Avoid freeze-thaw cycles. |
| Clonality | Polyclonal |
| Clone | 2424 |
| Preservative | 0.05% Sodium Azide |
| Isotype | IgG |
| Purity | Immunogen affinity purified |
| Buffer | PBS (pH7.4), 0.2% BSA, 50% Glycerol |
| Target Molecular Weight | 50 kDa |

| Product Description | |
|---------------------|--|
| Host | Rabbit |
| Gene ID | 10516 |
| Gene Symbol | FBLN5 |
| Species | Human, Mouse, Rat |
| Immunogen | Recombinant protein within Human Fibulin 5/DANCE aa 203-378 / 448. (SwissProt: Q9UBX5 Human; SwissProt: Q9WVH9 Mouse; SwissProt: Q9WVH8 Rat) |

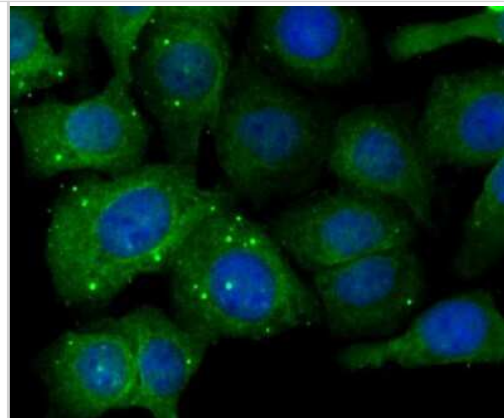
| Product Application Details | |
|-----------------------------|--|
| Applications | Western Blot, Flow Cytometry, Immunocytochemistry/ Immunofluorescence, Immunohistochemistry, Immunohistochemistry-Paraffin |
| Recommended Dilutions | Western Blot 1:1000-1:2000, Flow Cytometry 1:50-1:100, Immunohistochemistry, Immunocytochemistry/ Immunofluorescence 1:200, Immunohistochemistry-Paraffin 1:50-1:200 |

Images

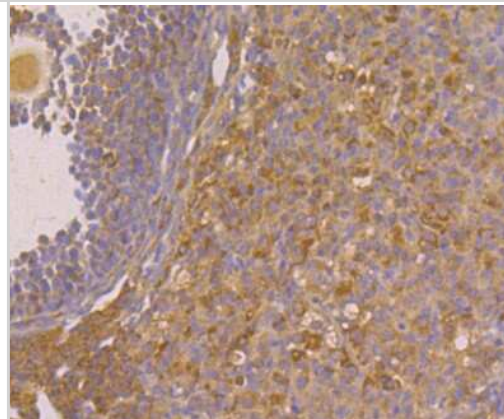
Western Blot: Fibulin 5/DANCE Antibody (2424) [NBP2-76929] - Analysis of Fibulin 5 on human skin tissue lysate using anti-Fibulin 5 antibody at 1/1,000 dilution.



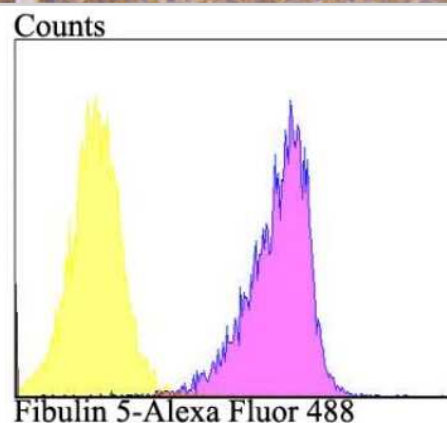
Immunocytochemistry/Immunofluorescence: Fibulin 5/DANCE Antibody (2424) [NBP2-76929] - ICC staining Fibulin 5 in SKOV-3 cells (green). The nuclear counter stain is DAPI (blue). Cells were fixed in paraformaldehyde, permeabilised with 0.25% Triton X100/PBS.



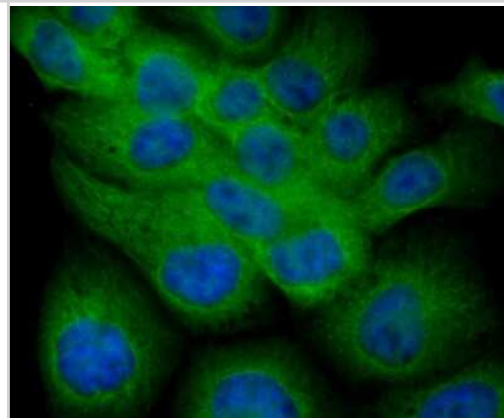
Immunohistochemistry: Fibulin 5/DANCE Antibody (2424) [NBP2-76929] - Mouse ovary tissue using anti-Fibulin 5 antibody. Counter stained with hematoxylin.



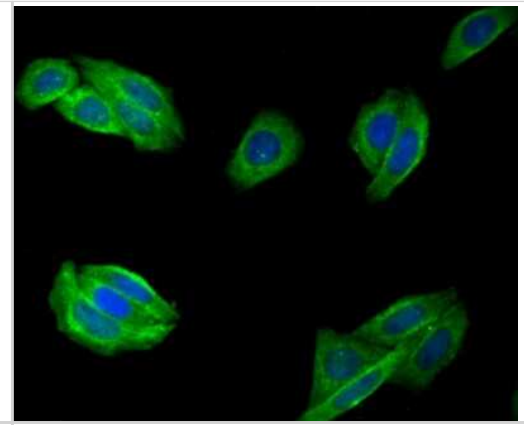
Flow Cytometry: Fibulin 5/DANCE Antibody (2424) [NBP2-76929] - Flow cytometric analysis of SiHa cells with Fibulin 5 antibody at 1/100 dilution (purple) compared with an unlabelled control (cells without incubation with primary antibody; yellow). Alexa Fluor 488-conjugated goat anti-rabbit IgG was used as the secondary antibody.



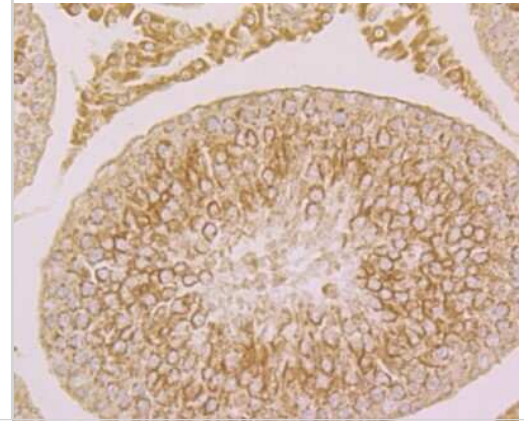
Immunocytochemistry/Immunofluorescence: Fibulin 5/DANCE Antibody (2424) [NBP2-76929] - ICC staining Fibulin 5 in JAR cells (green). The nuclear counter stain is DAPI (blue). Cells were fixed in paraformaldehyde, permeabilised with 0.25% Triton X100/PBS.



Immunocytochemistry/Immunofluorescence: Fibulin 5/DANCE Antibody (2424) [NBP2-76929] - ICC staining Fibulin 5 in SiHa cells (green). The nuclear counter stain is DAPI (blue). Cells were fixed in paraformaldehyde, permeabilised with 0.25% Triton X100/PBS.



Immunohistochemistry: Fibulin 5/DANCE Antibody (2424) [NBP2-76929] - Rat testis tissue using anti-Fibulin 5 antibody. Counter stained with hematoxylin.





Novus Biologicals USA

10730 E. Briarwood Avenue
Centennial, CO 80112
USA
Phone: 303.730.1950
Toll Free: 1.888.506.6887
Fax: 303.730.1966
nb-customerservice@bio-techne.com

Bio-Techne Canada

21 Canmotor Ave
Toronto, ON M8Z 4E6
Canada
Phone: 905.827.6400
Toll Free: 855.668.8722
Fax: 905.827.6402
canada.inquires@bio-techne.com

Bio-Techne Ltd

19 Barton Lane
Abingdon Science Park
Abingdon, OX14 3NB, United Kingdom
Phone: (44) (0) 1235 529449
Free Phone: 0800 37 34 15
Fax: (44) (0) 1235 533420
info.EMEA@bio-techne.com

General Contact Information

www.novusbio.com
Technical Support: nb-technical@bio-
techne.com
Orders: nb-customerservice@bio-techne.com
General: novus@novusbio.com

Products Related to NBP2-76929

| | |
|---------------|---|
| HAF008 | Goat anti-Rabbit IgG Secondary Antibody [HRP] |
| NB7160 | Goat anti-Rabbit IgG (H+L) Secondary Antibody [HRP] |
| NBP2-24891 | Rabbit IgG Isotype Control |
| NBP1-90100PEP | Fibulin 5/DANCE Recombinant Protein Antigen |

Limitations

This product is for research use only and is not approved for use in humans or in clinical diagnosis. Primary Antibodies are guaranteed for 1 year from date of receipt.

For more information on our 100% guarantee, please visit www.novusbio.com/guarantee

Earn gift cards/discounts by submitting a review: www.novusbio.com/reviews/submit/NBP2-76929

Earn gift cards/discounts by submitting a publication using this product:
www.novusbio.com/publications

