

# Product Datasheet

## Integrin beta 4/CD104 Antibody (CL6973) - BSA Free NBP2-76525

Unit Size: 100 ul

Store at 4C short term. Aliquot and store at -20C long term. Avoid freeze-thaw cycles.

[www.novusbio.com](http://www.novusbio.com)



[technical@novusbio.com](mailto:technical@novusbio.com)

Protocols, Publications, Related Products, Reviews, Research Tools and Images at:  
[www.novusbio.com/NBP2-76525](http://www.novusbio.com/NBP2-76525)

Updated 9/9/2025 v.20.1

Earn rewards for product  
reviews and publications.

Submit a publication at [www.novusbio.com/publications](http://www.novusbio.com/publications)

Submit a review at [www.novusbio.com/reviews/destination/NBP2-76525](http://www.novusbio.com/reviews/destination/NBP2-76525)



**NBP2-76525**

Integrin beta 4/CD104 Antibody (CL6973) - BSA Free

**Product Information**

<b>Unit Size</b>	100 ul
<b>Concentration</b>	Concentrations vary lot to lot. See vial label for concentration. If unlisted please contact technical services.
<b>Storage</b>	Store at 4C short term. Aliquot and store at -20C long term. Avoid freeze-thaw cycles.
<b>Clonality</b>	Monoclonal
<b>Clone</b>	CL6973
<b>Preservative</b>	0.02% Sodium Azide
<b>Isotype</b>	IgG2a
<b>Purity</b>	Protein A purified
<b>Buffer</b>	PBS, pH 7.2, containing 40% glycerol

**Product Description**

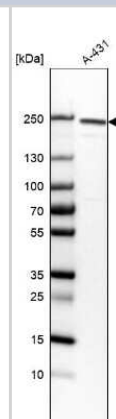
<b>Description</b>	Novus Biologicals Mouse Integrin beta 4/CD104 Antibody (CL6973) - BSA Free (NBP2-76525) is a monoclonal antibody validated for use in IHC and WB. All Novus Biologicals antibodies are covered by our 100% guarantee.
<b>Host</b>	Mouse
<b>Gene ID</b>	3691
<b>Gene Symbol</b>	ITGB4
<b>Species</b>	Human
<b>Immunogen</b>	This antibody was developed using a recombinant protein derived from P16144, with the exact immunogen sequence remaining proprietary.

**Product Application Details**

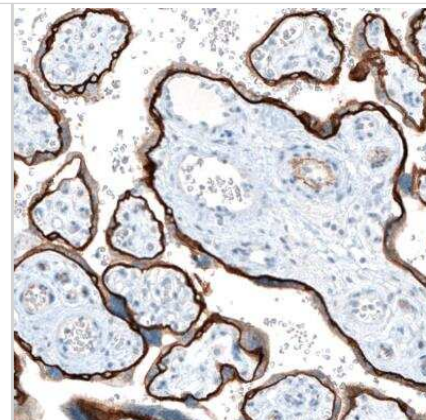
<b>Applications</b>	Western Blot, Immunohistochemistry-Paraffin, Immunohistochemistry
<b>Recommended Dilutions</b>	Western Blot 1 ug/ml, Immunohistochemistry 1:5000 - 1:10000, Immunohistochemistry-Paraffin 1:5000 - 1:10000
<b>Application Notes</b>	For IHC-Paraffin, HIER pH 6 retrieval is recommended.

**Images**

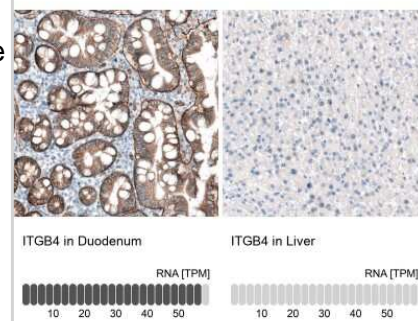
Western Blot: Integrin beta 4/CD104 Antibody (CL6973) [NBP2-76525] - Analysis in human cell line A-431.



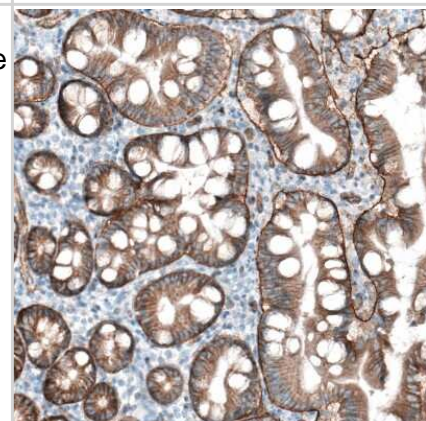
Immunohistochemistry-Paraffin: Integrin beta 4/CD104 Antibody (CL6973) [NBP2-76525] - Staining of human placenta shows strong positivity in basement membrane of trophoblastic cells.



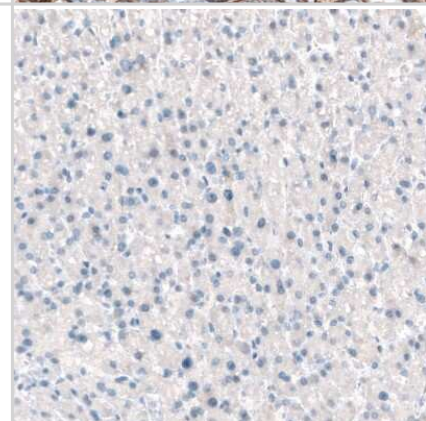
Immunohistochemistry-Paraffin: Integrin beta 4/CD104 Antibody (CL6973) [NBP2-76525] - Analysis in human duodenum and liver tissues. Corresponding ITGB4 RNA-seq data are presented for the same tissues.



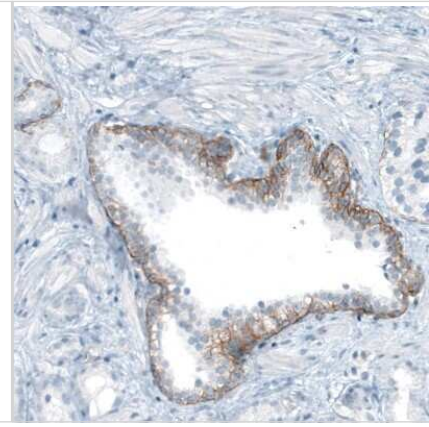
Immunohistochemistry-Paraffin: Integrin beta 4/CD104 Antibody (CL6973) [NBP2-76525] - Staining of human duodenum shows moderate membranous immunoreactivity in glandular cells and strong positivity in basement membrane.



Immunohistochemistry-Paraffin: Integrin beta 4/CD104 Antibody (CL6973) [NBP2-76525] - Staining of human liver shows no positivity in hepatocytes as expected.



Immunohistochemistry-Paraffin: Integrin beta 4/CD104 Antibody (CL6973) [NBP2-76525] - Staining of human prostate shows moderate membranous positivity in glandular cells.





### **Novus Biologicals USA**

10730 E. Briarwood Avenue  
Centennial, CO 80112  
USA  
Phone: 303.730.1950  
Toll Free: 1.888.506.6887  
Fax: 303.730.1966  
nb-customerservice@bio-techne.com

### **Bio-Techne Canada**

21 Canmotor Ave  
Toronto, ON M8Z 4E6  
Canada  
Phone: 905.827.6400  
Toll Free: 855.668.8722  
Fax: 905.827.6402  
canada.inquires@bio-techne.com

### **Bio-Techne Ltd**

19 Barton Lane  
Abingdon Science Park  
Abingdon, OX14 3NB, United Kingdom  
Phone: (44) (0) 1235 529449  
Free Phone: 0800 37 34 15  
Fax: (44) (0) 1235 533420  
info.EMEA@bio-techne.com

### **General Contact Information**

[www.novusbio.com](http://www.novusbio.com)  
Technical Support: nb-technical@bio-techne.com  
Orders: nb-customerservice@bio-techne.com  
General: novus@novusbio.com

### **Products Related to NBP2-76525**

---

HAF007	Goat anti-Mouse IgG Secondary Antibody [HRP]
NB720-B	Rabbit anti-Mouse IgG (H+L) Secondary Antibody [Biotin]
NBP1-96778	Mouse IgG2a Isotype Control (M2A)
NBP2-61461-10ug	Recombinant Human Integrin beta 4/CD104 His Protein

---

### **Limitations**

This product is for research use only and is not approved for use in humans or in clinical diagnosis. Primary Antibodies are guaranteed for 1 year from date of receipt.

For more information on our 100% guarantee, please visit [www.novusbio.com/guarantee](http://www.novusbio.com/guarantee)

Earn gift cards/discounts by submitting a review: [www.novusbio.com/reviews/submit/NBP2-76525](http://www.novusbio.com/reviews/submit/NBP2-76525)

Earn gift cards/discounts by submitting a publication using this product:  
[www.novusbio.com/publications](http://www.novusbio.com/publications)

