

Product Datasheet

Integrin alpha 5/CD49e Antibody (CL6951) - BSA Free NBP2-76520

Unit Size: 100 ul

Store at 4C short term. Aliquot and store at -20C long term. Avoid freeze-thaw cycles.

www.novusbio.com



technical@novusbio.com

Protocols, Publications, Related Products, Reviews, Research Tools and Images at:
www.novusbio.com/NBP2-76520

Updated 2/27/2025 v.20.1

Earn rewards for product
reviews and publications.

Submit a publication at www.novusbio.com/publications

Submit a review at www.novusbio.com/reviews/destination/NBP2-76520



NBP2-76520

Integrin alpha 5/CD49e Antibody (CL6951) - BSA Free

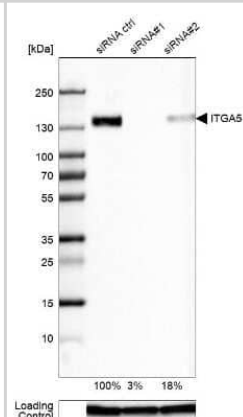
Product Information	
Unit Size	100 ul
Concentration	Concentrations vary lot to lot. See vial label for concentration. If unlisted please contact technical services.
Storage	Store at 4C short term. Aliquot and store at -20C long term. Avoid freeze-thaw cycles.
Clonality	Monoclonal
Clone	CL6951
Preservative	0.02% Sodium Azide
Isotype	IgG2b
Purity	Protein A purified
Buffer	PBS, pH 7.2, containing 40% glycerol

Product Description	
Host	Mouse
Gene ID	3678
Gene Symbol	ITGA5
Species	Human
Reactivity Notes	Immunogen displays the following percentage of sequence identity for non-tested species: Mouse (85)% and Rat (82)%
Immunogen	This antibody was developed using a recombinant protein derived from P08648, with the exact immunogen sequence remaining proprietary.

Product Application Details	
Applications	Western Blot, Immunohistochemistry, Immunohistochemistry-Paraffin, Knockdown Validated
Recommended Dilutions	Western Blot 1 ug/ml, Immunohistochemistry 1:10000 - 1:20000, Immunohistochemistry-Paraffin 1:10000 - 1:20000, Knockdown Validated
Application Notes	For IHC-Paraffin, HIER pH 6 retrieval is recommended.

Images

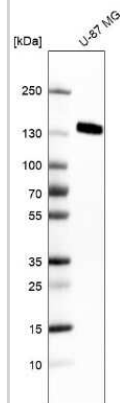
Western Blot: Integrin alpha 5/CD49e Antibody (CL6951) [NBP2-76520] - Analysis in U-87MG ATCC cells transfected with control siRNA, target specific siRNA probe #1 and #2, using Anti-ITGA5 antibody. Remaining relative intensity is presented. Loading control: Anti-GAPDH.



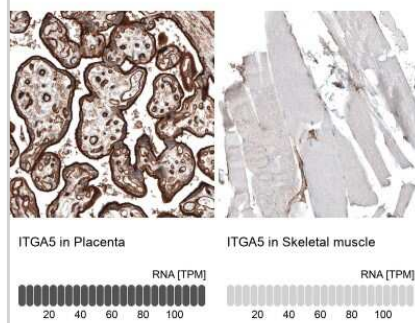
Immunohistochemistry-Paraffin: Integrin alpha 5/CD49e Antibody (CL6951) [NBP2-76520] - Staining of human skeletal muscle shows no positivity in striated muscle fibers as expected.



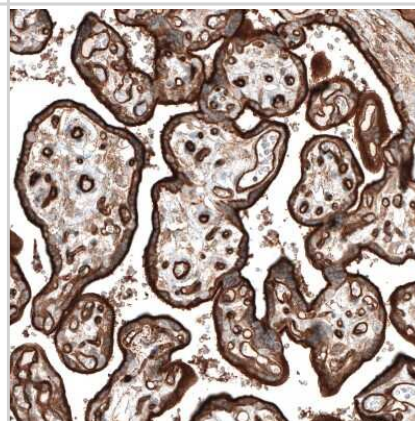
Western Blot: Integrin alpha 5/CD49e Antibody (CL6951) [NBP2-76520] - Analysis in human cell line U-87 MG.



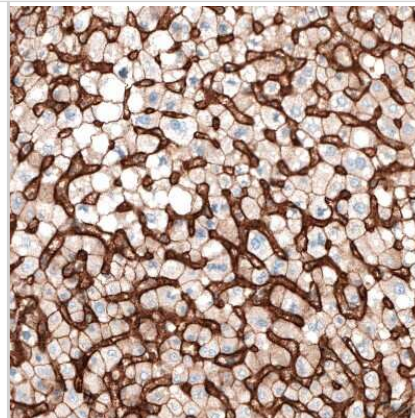
Immunohistochemistry-Paraffin: Integrin alpha 5/CD49e Antibody (CL6951) [NBP2-76520] - Analysis in human placenta and skeletal muscle tissues. Corresponding ITGA5 RNA-seq data are presented for the same tissues.



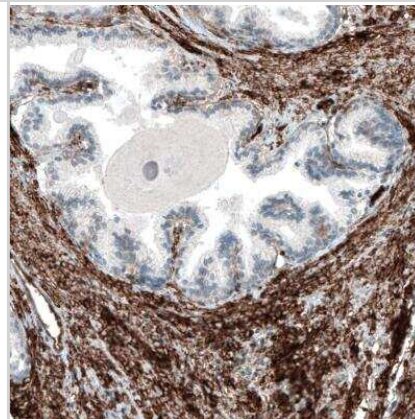
Immunohistochemistry-Paraffin: Integrin alpha 5/CD49e Antibody (CL6951) [NBP2-76520] - Staining of human placenta shows strong positivity in apical membranes of trophoblastic cells.



Immunohistochemistry-Paraffin: Integrin alpha 5/CD49e Antibody (CL6951) [NBP2-76520] - Staining of human liver shows strong positivity in liver sinusoids.



Immunohistochemistry-Paraffin: Integrin alpha 5/CD49e Antibody (CL6951) [NBP2-76520] - Staining of human prostate shows strong membranous positivity in smooth muscle cells.





Novus Biologicals USA

10730 E. Briarwood Avenue
Centennial, CO 80112
USA
Phone: 303.730.1950
Toll Free: 1.888.506.6887
Fax: 303.730.1966
nb-customerservice@bio-techne.com

Bio-Techne Canada

21 Canmotor Ave
Toronto, ON M8Z 4E6
Canada
Phone: 905.827.6400
Toll Free: 855.668.8722
Fax: 905.827.6402
canada.inquires@bio-techne.com

Bio-Techne Ltd

19 Barton Lane
Abingdon Science Park
Abingdon, OX14 3NB, United Kingdom
Phone: (44) (0) 1235 529449
Free Phone: 0800 37 34 15
Fax: (44) (0) 1235 533420
info.EMEA@bio-techne.com

General Contact Information

www.novusbio.com
Technical Support: nb-technical@bio-techne.com
Orders: nb-customerservice@bio-techne.com
General: novus@novusbio.com

Products Related to NBP2-76520

HAF007	Goat anti-Mouse IgG Secondary Antibody [HRP]
NB720-B	Rabbit anti-Mouse IgG (H+L) Secondary Antibody [Biotin]
NBP2-27231	Mouse IgG2b Isotype Control (MPC-11)
NBP1-84576PEP	Integrin alpha 5/CD49e Recombinant Protein Antigen

Limitations

This product is for research use only and is not approved for use in humans or in clinical diagnosis. Primary Antibodies are guaranteed for 1 year from date of receipt.

For more information on our 100% guarantee, please visit www.novusbio.com/guarantee

Earn gift cards/discounts by submitting a review: www.novusbio.com/reviews/submit/NBP2-76520

Earn gift cards/discounts by submitting a publication using this product:
www.novusbio.com/publications

