

Product Datasheet

Integrin alpha 2/CD49b Antibody (CL7318) - BSA Free NBP2-76483

Unit Size: 100 ul

Store at 4C short term. Aliquot and store at -20C long term. Avoid freeze-thaw cycles.

www.novusbio.com



technical@novusbio.com

Protocols, Publications, Related Products, Reviews, Research Tools and Images at:
www.novusbio.com/NBP2-76483

Updated 2/27/2025 v.20.1

Earn rewards for product
reviews and publications.

Submit a publication at www.novusbio.com/publications

Submit a review at www.novusbio.com/reviews/destination/NBP2-76483



NBP2-76483

Integrin alpha 2/CD49b Antibody (CL7318) - BSA Free

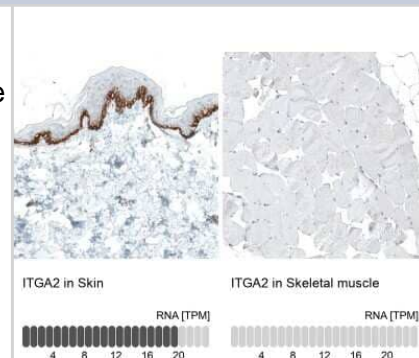
Product Information	
Unit Size	100 ul
Concentration	Concentrations vary lot to lot. See vial label for concentration. If unlisted please contact technical services.
Storage	Store at 4C short term. Aliquot and store at -20C long term. Avoid freeze-thaw cycles.
Clonality	Monoclonal
Clone	CL7318
Preservative	0.02% Sodium Azide
Isotype	IgG1
Purity	Protein A purified
Buffer	PBS, pH 7.2, containing 40% glycerol

Product Description	
Host	Mouse
Gene ID	3673
Gene Symbol	ITGA2
Species	Human
Reactivity Notes	Immunogen displays the following percentage of sequence identity for non-tested species: Rat (80%).
Immunogen	This antibody was developed using a recombinant protein derived from P17301, with the exact immunogen sequence remaining proprietary.

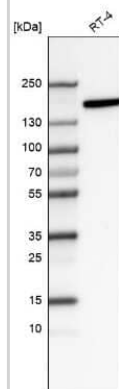
Product Application Details	
Applications	Western Blot, Immunohistochemistry, Immunohistochemistry-Paraffin
Recommended Dilutions	Western Blot 1 ug/ml, Immunohistochemistry 1:200 - 1:500, Immunohistochemistry-Paraffin 1:200 - 1:500
Application Notes	For IHC-Paraffin, HIER pH 6 retrieval is recommended.

Images

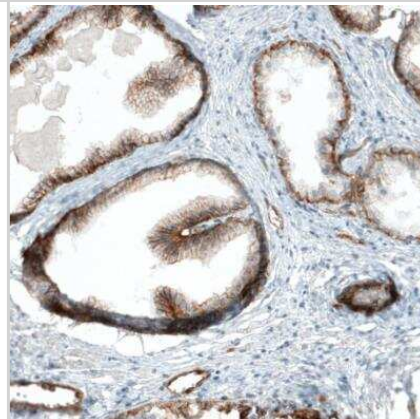
Immunohistochemistry-Paraffin: Integrin alpha 2/CD49b Antibody (CL7318) [NBP2-76483] - Analysis in human skin and skeletal muscle tissues. Corresponding ITGA2 RNA-seq data are presented for the same tissues.



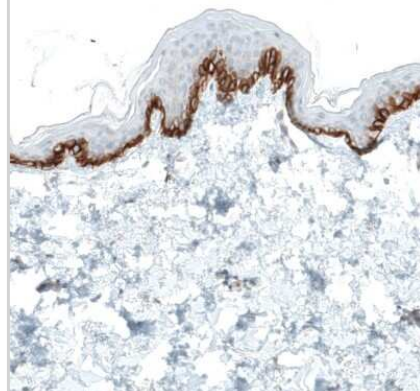
Western Blot: Integrin alpha 2/CD49b Antibody (CL7318) [NBP2-76483]
- Analysis in human cell line RT-4.



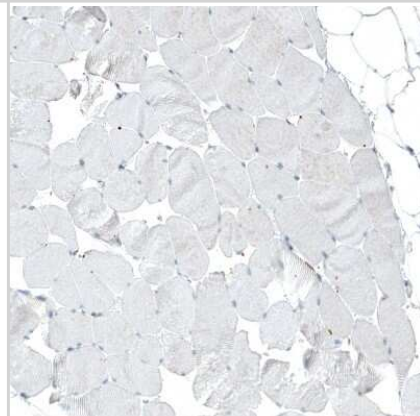
Immunohistochemistry-Paraffin: Integrin alpha 2/CD49b Antibody (CL7318) [NBP2-76483] - Staining of human prostate shows moderate membranous positivity in glandular cells.



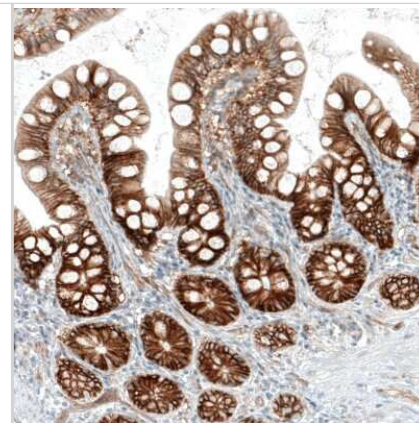
Immunohistochemistry-Paraffin: Integrin alpha 2/CD49b Antibody (CL7318) [NBP2-76483] - Staining of human skin shows strong membranous positivity in cells in basal layer of epidermis.



Immunohistochemistry-Paraffin: Integrin alpha 2/CD49b Antibody (CL7318) [NBP2-76483] - Staining of human skeletal muscle shows no positivity in striated muscle fibers as expected.



Immunohistochemistry-Paraffin: Integrin alpha 2/CD49b Antibody (CL7318) [NBP2-76483] - Staining of human small intestine shows moderate to strong membranous positivity in glandular cells.





Novus Biologicals USA

10730 E. Briarwood Avenue
Centennial, CO 80112
USA
Phone: 303.730.1950
Toll Free: 1.888.506.6887
Fax: 303.730.1966
nb-customerservice@bio-techne.com

Bio-Techne Canada

21 Canmotor Ave
Toronto, ON M8Z 4E6
Canada
Phone: 905.827.6400
Toll Free: 855.668.8722
Fax: 905.827.6402
canada.inquires@bio-techne.com

Bio-Techne Ltd

19 Barton Lane
Abingdon Science Park
Abingdon, OX14 3NB, United Kingdom
Phone: (44) (0) 1235 529449
Free Phone: 0800 37 34 15
Fax: (44) (0) 1235 533420
info.EMEA@bio-techne.com

General Contact Information

www.novusbio.com
Technical Support: nb-technical@bio-techne.com
Orders: nb-customerservice@bio-techne.com
General: novus@novusbio.com

Products Related to NBP2-76483

HAF007	Goat anti-Mouse IgG Secondary Antibody [HRP]
NB720-B	Rabbit anti-Mouse IgG (H+L) Secondary Antibody [Biotin]
NBP1-97005-0.5mg	Mouse IgG1 Isotype Control (MG1)
H00003673-Q01-10ug	Recombinant Human Integrin alpha 2/CD49b GST (N-Term) Protein

Limitations

This product is for research use only and is not approved for use in humans or in clinical diagnosis. Primary Antibodies are guaranteed for 1 year from date of receipt.

For more information on our 100% guarantee, please visit www.novusbio.com/guarantee

Earn gift cards/discounts by submitting a review: www.novusbio.com/reviews/submit/NBP2-76483

Earn gift cards/discounts by submitting a publication using this product:
www.novusbio.com/publications

