

Product Datasheet

Granzyme B Antibody (BLR022E) NBP2-76414

Unit Size: 100 ul

Store at 2 - 8 C / 1 year from date of receipt

www.novusbio.com



technical@novusbio.com

Protocols, Publications, Related Products, Reviews, Research Tools and Images at:
www.novusbio.com/NBP2-76414

Updated 10/23/2024 v.20.1

Earn rewards for product
reviews and publications.

Submit a publication at www.novusbio.com/publications

Submit a review at www.novusbio.com/reviews/destination/NBP2-76414



NBP2-76414

Granzyme B Antibody (BLR022E)


Product Information	
Unit Size	100 ul
Concentration	Please see the vial label for concentration. If unlisted please contact technical services.
Storage	Store at 2 - 8 C / 1 year from date of receipt
Clonality	Monoclonal
Clone	BLR022E
Preservative	0.09% Sodium Azide
Isotype	IgG
Purity	Antigen Affinity-purified
Buffer	Borate Buffered Saline (BBS) pH 8.2 with 0.1% BSA

Product Description	
Host	Rabbit
Gene ID	3002
Gene Symbol	GZMB
Species	Human
Immunogen	Recombinant protein representing Human Granzyme B
Notes	This Product sold under License from Bethyl Laboratories, Inc.


Product Application Details	
Applications	Western Blot, Immunocytochemistry/ Immunofluorescence, Immunohistochemistry, Immunohistochemistry-Paraffin
Recommended Dilutions	Western Blot 1:1000, Immunohistochemistry 1:100 - 1:500, Immunocytochemistry/ Immunofluorescence 1:100 - 1:500, Immunohistochemistry-Paraffin
Application Notes	Epitope retrieval with citrate buffer pH6.0 is recommended for FFPE tissue sections. Multiplex Immunofluorescence 1:250

Images

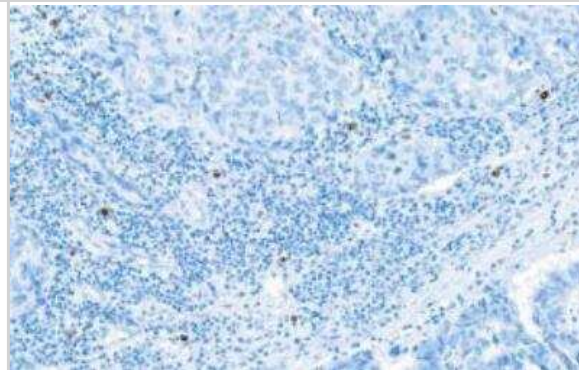
Western Blot: Granzyme B Antibody (BLR022E) [NBP2-76414] - Myc-tagged Granzyme H and B overexpressing cell lysate (15 ug) prepared using NETN lysis buffer. Antibody: Rabbit anti-Granzyme B recombinant monoclonal antibody [BLR022E] used at 1:1000. Secondary: HRP-conjugated goat anti-rabbit IgG. Chemiluminescence with an exposure time of 3 seconds. Lower Panel: Rabbit anti-myc antibody.



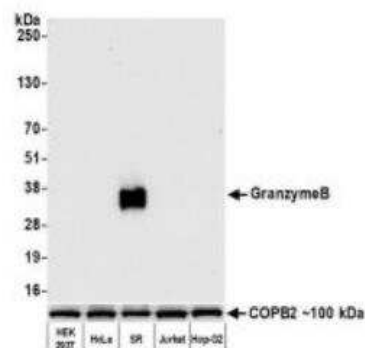
Immunocytochemistry/Immunofluorescence: Granzyme B Antibody (BLR022E) [NBP2-76414] - FFPE section of Granzyme B over-expressing cells (left) and Granzyme H overexpressing cells (right). Antibody: Rabbit anti-Granzyme B recombinant monoclonal antibody [BLR022E]. Secondary: HRP-conjugated goat anti-rabbit IgG.



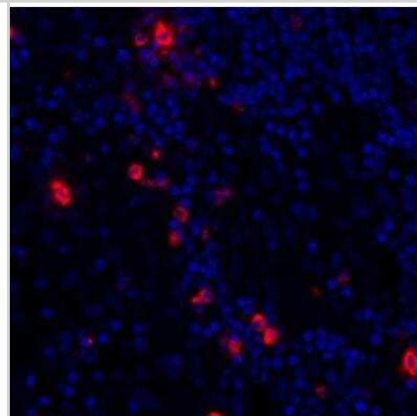
Immunohistochemistry-Paraffin: Granzyme B Antibody (BLR022E) [NBP2-76414] - FFPE section of lung carcinoma. Antibody: Rabbit anti-Granzyme B recombinant monoclonal antibody [BLR022E]. Secondary: HRP-conjugated goat anti-rabbit IgG.



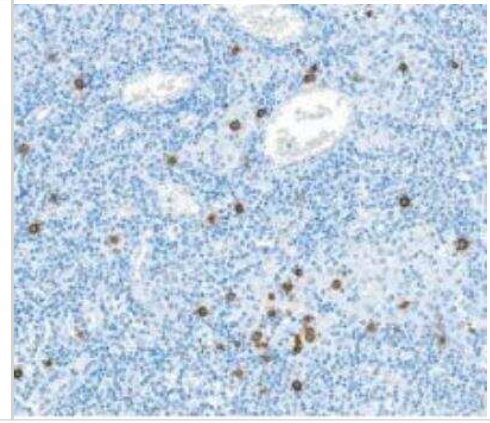
Western Blot: Granzyme B Antibody (BLR022E) [NBP2-76414] - Whole cell lysate (15 ug) from HEK293T, HeLa, SR, Jurkat, and Hep-G2 cells prepared using NETN lysis buffer. Antibody: Rabbit anti-GranzymeB recombinant monoclonal antibody [BLR022E] used at 1:1000. Secondary: HRP-conjugated goat anti-rabbit IgG. Chemiluminescence with an exposure time of 10 seconds. Lower Panel: Rabbit anti-COPB2 antibody.



Immunohistochemistry: Granzyme B Antibody (BLR022E) [NBP2-76414] - Rabbit anti-Granzyme B recombinant monoclonal antibody [BLR022E] used at 1:250. Secondary: HRP-conjugated goat antirabbit IgG. Substrate: Opal™. Counterstain: DAPI (blue).



Immunohistochemistry-Paraffin: Granzyme B Antibody (BLR022E) [NBP2-76414] - FFPE section of lymph node. Antibody: Rabbit anti-Granzyme B recombinant monoclonal antibody [BLR022E]. Secondary: HRP-conjugated goat anti-rabbit IgG





Novus Biologicals USA

10730 E. Briarwood Avenue
Centennial, CO 80112
USA
Phone: 303.730.1950
Toll Free: 1.888.506.6887
Fax: 303.730.1966
nb-customerservice@bio-techne.com

Bio-Techne Canada

21 Canmotor Ave
Toronto, ON M8Z 4E6
Canada
Phone: 905.827.6400
Toll Free: 855.668.8722
Fax: 905.827.6402
canada.inquires@bio-techne.com

Bio-Techne Ltd

19 Barton Lane
Abingdon Science Park
Abingdon, OX14 3NB, United Kingdom
Phone: (44) (0) 1235 529449
Free Phone: 0800 37 34 15
Fax: (44) (0) 1235 533420
info.EMEA@bio-techne.com

General Contact Information

www.novusbio.com
Technical Support: nb-technical@bio-techne.com
Orders: nb-customerservice@bio-techne.com
General: novus@novusbio.com

Products Related to NBP2-76414

HAF008	Goat anti-Rabbit IgG Secondary Antibody [HRP]
NB7160	Goat anti-Rabbit IgG (H+L) Secondary Antibody [HRP]
NBP2-24891	Rabbit IgG Isotype Control
NBP1-88151PEP	Granzyme B Recombinant Protein Antigen

Limitations

This product is for research use only and is not approved for use in humans or in clinical diagnosis. Primary Antibodies are guaranteed for 1 year from date of receipt.

For more information on our 100% guarantee, please visit www.novusbio.com/guarantee

Earn gift cards/discounts by submitting a review: www.novusbio.com/reviews/submit/NBP2-76414

Earn gift cards/discounts by submitting a publication using this product:
www.novusbio.com/publications

