

# Product Datasheet

## CD40/TNFRSF5 Antibody (BLR056F)

### NBP2-76366

Unit Size: 100 ul

Store at 2 - 8 C / 1 year from date of receipt

[www.novusbio.com](http://www.novusbio.com)



[technical@novusbio.com](mailto:technical@novusbio.com)

Protocols, Publications, Related Products, Reviews, Research Tools and Images at:  
[www.novusbio.com/NBP2-76366](http://www.novusbio.com/NBP2-76366)

Updated 9/9/2025 v.20.1

Earn rewards for product  
reviews and publications.

Submit a publication at [www.novusbio.com/publications](http://www.novusbio.com/publications)

Submit a review at [www.novusbio.com/reviews/destination/NBP2-76366](http://www.novusbio.com/reviews/destination/NBP2-76366)



**NBP2-76366****CD40/TNFRSF5 Antibody (BLR056F)****Product Information**

<b>Unit Size</b>	100 ul
<b>Concentration</b>	Please see the vial label for concentration. If unlisted please contact technical services.
<b>Storage</b>	Store at 2 - 8 C / 1 year from date of receipt
<b>Clonality</b>	Monoclonal
<b>Clone</b>	BLR056F
<b>Preservative</b>	0.09% Sodium Azide
<b>Isotype</b>	IgG
<b>Purity</b>	Antigen Affinity-purified
<b>Buffer</b>	Borate Buffered Saline (BBS) pH 8.2 with 0.1% BSA

**Product Description**

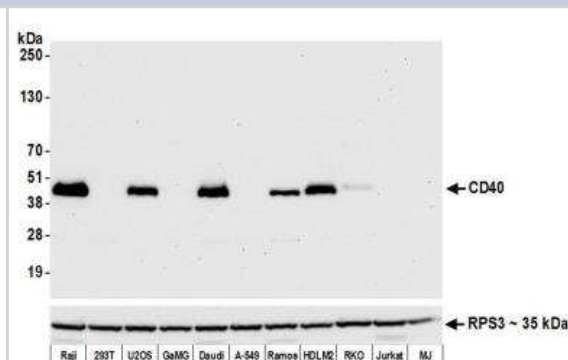
<b>Description</b>	Novus Biologicals Rabbit CD40/TNFRSF5 Antibody (BLR056F) (NBP2-76366) is a recombinant monoclonal antibody validated for use in Multiplex Immunofluorescence, IHC, WB, ICC/IF and IP. All Novus Biologicals antibodies are covered by our 100% guarantee.
<b>Host</b>	Rabbit
<b>Gene ID</b>	958
<b>Gene Symbol</b>	CD40
<b>Species</b>	Human
<b>Immunogen</b>	Immunogen sequence between amino acids 227 and 277 (C-Term)
<b>Notes</b>	This Product sold under License from Bethyl Laboratories, Inc.

**Product Application Details**

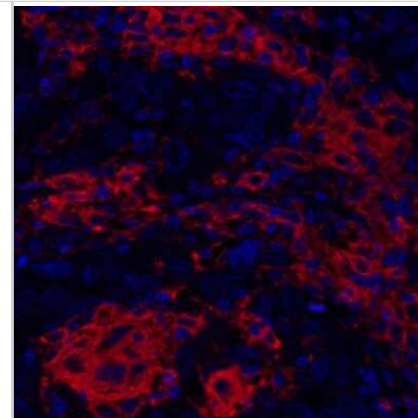
<b>Applications</b>	Western Blot, Immunohistochemistry-Paraffin, Immunocytochemistry/ Immunofluorescence, Immunohistochemistry, Immunoprecipitation, Multiplex Immunofluorescence
<b>Recommended Dilutions</b>	Western Blot 1:1000, Immunohistochemistry 1:100 - 1:500, Immunocytochemistry/ Immunofluorescence 1:100- 1:500, Immunoprecipitation 5 ul/1 mg lysate, Immunohistochemistry-Paraffin, Multiplex Immunofluorescence
<b>Application Notes</b>	Epitope retrieval with citrate buffer pH6.0 is recommended for FFPE tissue sections.

**Images**

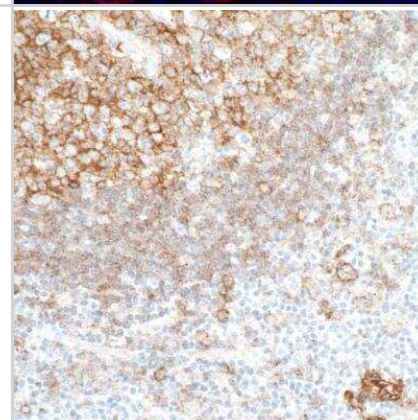
Western Blot: CD40/TNFRSF5 Antibody (BLR056F) [NBP2-76366] - Detection of human CD40 by WB of Raji, HEK293T, U2OS, GaMG, Daudi, A-549, Ramos, HDLM-2, RKO, Jurkat, and MJ lysate. Antibody: Rabbit anti-CD40 recombinant monoclonal [BLR056F] (NBP2-76366). Secondary: HRP-conjugated goat anti-rabbit IgG. Lower Panel: Rabbit anti-RPS3.



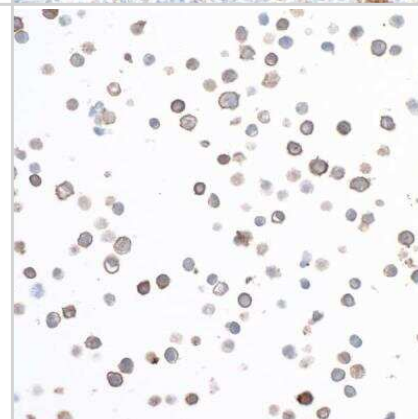
Immunocytochemistry/Immunofluorescence: CD40/TNFRSF5 Antibody (BLR056F) [NBP2-76366] - Detection of human CD40 (red) in FFPE breast carcinoma by IHC-IF. Antibody: Rabbit anti-CD40 recombinant monoclonal [BLR056F] NBP2-76366. Secondary: HRP-conjugated goat anti-rabbit IgG. Substrate: Opal™. Counterstain: DAPI (blue).



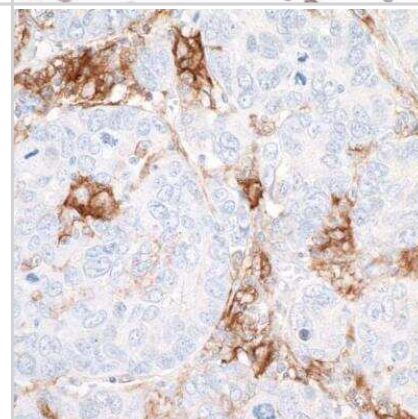
Immunohistochemistry-Paraffin: CD40/TNFRSF5 Antibody (BLR056F) [NBP2-76366] - Detection of human CD40 in FFPE tonsil by IHC. Antibody: Rabbit anti-CD40 recombinant monoclonal [BLR056F] (NBP2-76366). Secondary: HRP-conjugated goat anti-rabbit IgG. Substrate: DAB.



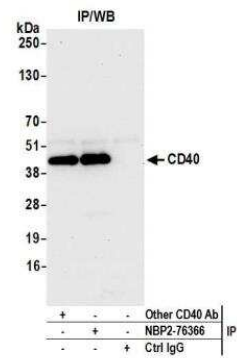
Immunocytochemistry/Immunofluorescence: CD40/TNFRSF5 Antibody (BLR056F) [NBP2-76366] - Detection of human CD40 in FFPE Raji cells by ICC. Antibody: Rabbit anti-CD40 recombinant monoclonal [BLR056F] (NBP2-76366). Secondary: HRP-conjugated goat anti-rabbit IgG. Substrate: DAB.



Immunohistochemistry-Paraffin: CD40/TNFRSF5 Antibody (BLR056F) [NBP2-76366] - Detection of human CD40 in FFPE breast carcinoma by IHC. Antibody: Rabbit anti-CD40 recombinant monoclonal [BLR056F] (NBP2-76366). Secondary: HRP-conjugated goat anti-rabbit IgG. Substrate: DAB.



Immunoprecipitation: CD40/TNFRSF5 Antibody (BLR056F) [NBP2-76366] - Detection of human CD40 by WB of immunoprecipitates from Raji lysate. Antibodies: Rabbit anti-CD40 recombinant monoclonal [BLR056F] (NBP2-76366) and another rabbit anti-CD40 recombinant monoclonal.





### **Novus Biologicals USA**

10730 E. Briarwood Avenue  
Centennial, CO 80112  
USA  
Phone: 303.730.1950  
Toll Free: 1.888.506.6887  
Fax: 303.730.1966  
nb-customerservice@bio-techne.com

### **Bio-Techne Canada**

21 Canmotor Ave  
Toronto, ON M8Z 4E6  
Canada  
Phone: 905.827.6400  
Toll Free: 855.668.8722  
Fax: 905.827.6402  
canada.inquires@bio-techne.com

### **Bio-Techne Ltd**

19 Barton Lane  
Abingdon Science Park  
Abingdon, OX14 3NB, United Kingdom  
Phone: (44) (0) 1235 529449  
Free Phone: 0800 37 34 15  
Fax: (44) (0) 1235 533420  
info.EMEA@bio-techne.com

### **General Contact Information**

[www.novusbio.com](http://www.novusbio.com)  
Technical Support: nb-technical@bio-techne.com  
Orders: nb-customerservice@bio-techne.com  
General: novus@novusbio.com

### **Products Related to NBP2-76366**

---

HAF008	Goat anti-Rabbit IgG Secondary Antibody [HRP]
NB7160	Goat anti-Rabbit IgG (H+L) Secondary Antibody [HRP]
NBP2-24891	Rabbit IgG Isotype Control
NBP2-52199-0.05mg	Recombinant Mouse CD40/TNFRSF5 His Protein

---

### **Limitations**

This product is for research use only and is not approved for use in humans or in clinical diagnosis. Primary Antibodies are guaranteed for 1 year from date of receipt.

For more information on our 100% guarantee, please visit [www.novusbio.com/guarantee](http://www.novusbio.com/guarantee)

Earn gift cards/discounts by submitting a review: [www.novusbio.com/reviews/submit/NBP2-76366](http://www.novusbio.com/reviews/submit/NBP2-76366)

Earn gift cards/discounts by submitting a publication using this product:  
[www.novusbio.com/publications](http://www.novusbio.com/publications)

