

# Product Datasheet

## CD52 Antibody (Campath-1H) - Azide and BSA Free NBP2-75896

Unit Size: 0.2 mg

Store at 4C for up to 3 months. For longer storage, aliquot and store at -20C.

[www.novusbio.com](http://www.novusbio.com)



[technical@novusbio.com](mailto:technical@novusbio.com)

Protocols, Publications, Related Products, Reviews, Research Tools and Images at:  
[www.novusbio.com/NBP2-75896](http://www.novusbio.com/NBP2-75896)

Updated 9/9/2025 v.20.1

Earn rewards for product  
reviews and publications.

Submit a publication at [www.novusbio.com/publications](http://www.novusbio.com/publications)

Submit a review at [www.novusbio.com/reviews/destination/NBP2-75896](http://www.novusbio.com/reviews/destination/NBP2-75896)



**NBP2-75896**

CD52 Antibody (Campath-1H) - Azide and BSA Free

Product Information	
Unit Size	0.2 mg
Concentration	1 mg/ml
Storage	Store at 4C for up to 3 months. For longer storage, aliquot and store at -20C.
Clonality	Monoclonal
Clone	Campath-1H
Preservative	0.02% Proclin 300
Isotype	IgG1 Kappa
Purity	Protein A purified
Buffer	PBS

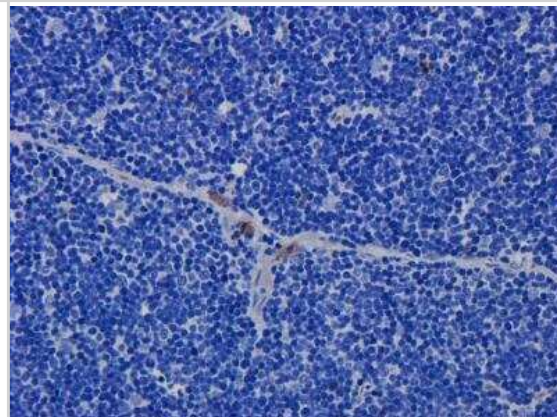
Product Description	
Description	Novus Biologicals Human CD52 Antibody (Campath-1H) - Azide and BSA Free (NBP2-75896) is a monoclonal antibody validated for use in IHC, WB, ELISA, Flow and ICC/IF. All Novus Biologicals antibodies are covered by our 100% guarantee.
Host	Human
Gene ID	1043
Gene Symbol	CD52
Species	Human, Cynomolgus Monkey, Rhesus Macaque
Specificity/Sensitivity	Human CD52 antigen, also known as CAMPATH-1. CD52 is expressed at high density by lymphocytes, monocytes, eosinophils, thymocytes and macrophages. It is expressed by most lymphoid derived malignancies, although expression on myeloma cells is variable.
Immunogen	Human lymphocytes

Product Application Details	
Applications	Western Blot, Immunohistochemistry-Paraffin, ELISA, Flow Cytometry, Immunocytochemistry/ Immunofluorescence, Immunohistochemistry, Immunohistochemistry-Frozen, In vivo assay
Recommended Dilutions	Western Blot, Flow Cytometry, ELISA, Immunohistochemistry, Immunocytochemistry/ Immunofluorescence, Immunohistochemistry-Paraffin, Immunohistochemistry-Frozen, In vivo assay
Application Notes	NOT FOR THERAPEUTIC USE - This is a research-grade biosimilar.

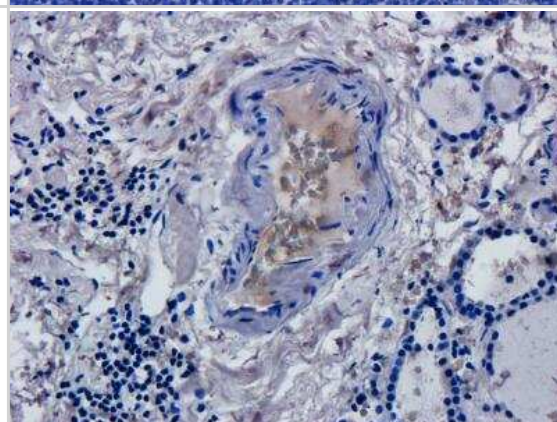


## Images

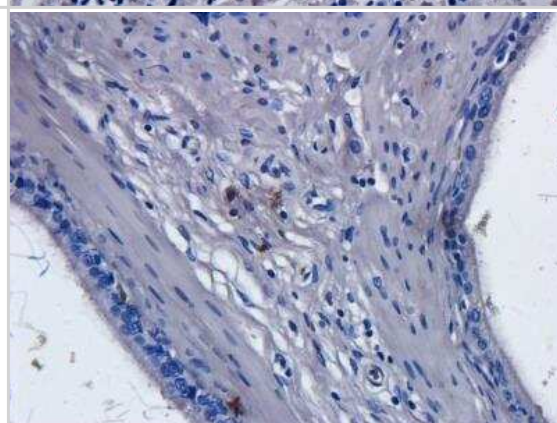
Immunohistochemistry: CD52 Antibody (Campath-1H) [NBP2-75896] - Anti-CD52 staining of formaldehyde fixed paraffin embedded rat thymus tissue, at 40x magnification. The human IgG1-chimeric version of Campath-1H (NBP2-75896) was used to stain samples at a concentration of 5 ug/ml.



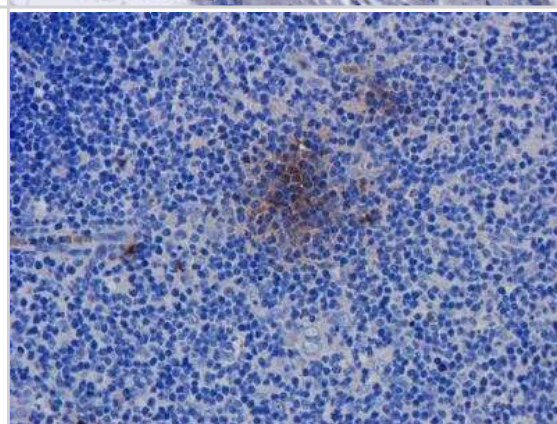
Immunohistochemistry: CD52 Antibody (Campath-1H) [NBP2-75896] - Formalin fixed human thyroid cancer slices were stained with a NBP2-75896 at 5 ug/ml.



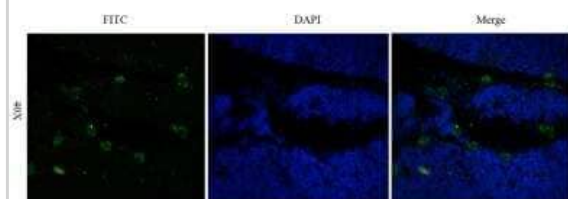
Immunohistochemistry: CD52 Antibody (Campath-1H) [NBP2-75896] - Anti-CD52 staining of formaldehyde fixed paraffin embedded rat epididymis tissue, at 40x magnification. The human IgG1-chimeric version of Campath-1H (NBP2-75896) was used to stain samples at a concentration of 5 ug/ml.



Immunohistochemistry: CD52 Antibody (Campath-1H) [NBP2-75896] - Anti-CD52 staining of formaldehyde fixed paraffin embedded rat spleen tissue, at 40x magnification. The human IgG1-chimeric version of Campath-1H (NBP2-75896) was used to stain samples at a concentration of 5 ug/ml.



Immunofluorescence: CD52 Antibody (Campath-1H) [NBP2-75896] - Formaldehyde-fixed rat thymus slices were stained with NBP2-75896 at 5 ug/ml and detected with a FITC-conjugated secondary antibody.





### **Novus Biologicals USA**

10730 E. Briarwood Avenue  
Centennial, CO 80112  
USA  
Phone: 303.730.1950  
Toll Free: 1.888.506.6887  
Fax: 303.730.1966  
nb-customerservice@bio-techne.com

### **Bio-Techne Canada**

21 Canmotor Ave  
Toronto, ON M8Z 4E6  
Canada  
Phone: 905.827.6400  
Toll Free: 855.668.8722  
Fax: 905.827.6402  
canada.inquires@bio-techne.com

### **Bio-Techne Ltd**

19 Barton Lane  
Abingdon Science Park  
Abingdon, OX14 3NB, United Kingdom  
Phone: (44) (0) 1235 529449  
Free Phone: 0800 37 34 15  
Fax: (44) (0) 1235 533420  
info.EMEA@bio-techne.com

### **General Contact Information**

www.novusbio.com  
Technical Support: nb-technical@bio-techne.com  
Orders: nb-customerservice@bio-techne.com  
General: novus@novusbio.com

### **Products Related to NBP2-75896**

---

NBP2-33376H	Blue Marker Antibody (6F4-F6) [HRP]
G-102-C	Goat anti-Human IgG Secondary Antibody [Unconjugated]
NB7446	Goat anti-Human IgG Fc Secondary Antibody
NBP3-06872-0.1mg	Human IgG1 Kappa Isotype Control

---

### **Limitations**

This product is for research use only and is not approved for use in humans or in clinical diagnosis. Primary Antibodies are guaranteed for 1 year from date of receipt.

For more information on our 100% guarantee, please visit [www.novusbio.com/guarantee](http://www.novusbio.com/guarantee)

Earn gift cards/discounts by submitting a review: [www.novusbio.com/reviews/submit/NBP2-75896](http://www.novusbio.com/reviews/submit/NBP2-75896)

Earn gift cards/discounts by submitting a publication using this product:  
[www.novusbio.com/publications](http://www.novusbio.com/publications)

