

Product Datasheet

MAL Antibody (B5-G3) NBP2-75563

Unit Size: 100 ul

Store at 4C short term. Aliquot and store at -20C long term. Avoid freeze-thaw cycles.

www.novusbio.com



technical@novusbio.com

Protocols, Publications, Related Products, Reviews, Research Tools and Images at:
www.novusbio.com/NBP2-75563

Updated 10/23/2024 v.20.1

Earn rewards for product
reviews and publications.

Submit a publication at www.novusbio.com/publications

Submit a review at www.novusbio.com/reviews/destination/NBP2-75563



NBP2-75563

MAL Antibody (B5-G3)

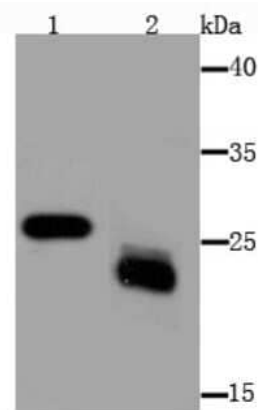
Product Information	
Unit Size	100 ul
Concentration	2 mg/ml
Storage	Store at 4C short term. Aliquot and store at -20C long term. Avoid freeze-thaw cycles.
Clonality	Monoclonal
Clone	B5-G3
Preservative	0.05% Sodium Azide
Isotype	IgG1
Purity	Immunogen affinity purified
Buffer	PBS (pH7.4), 0.2% BSA, 50% Glycerol
Target Molecular Weight	25 kDa

Product Description	
Host	Mouse
Gene ID	4118
Gene Symbol	MAL
Species	Human, Mouse, Rat
Reactivity Notes	Mouse blocking reagent may be needed for IHC and ICC experiments to reduce high background signal. You can find these reagents under catalog numbers PK-2200-NB and MP-2400-NB. Please contact Technical Support if you have any. Please note that this antibody is reactive to Mouse and derived from the same host, Mouse. Mouse-On-questions.
Immunogen	Synthetic peptide within mouse MAL aa 97-146 / 153. (SwissProt: P21145 Human; SwissProt: O09198 Mouse; SwissProt: Q64349 Rat)

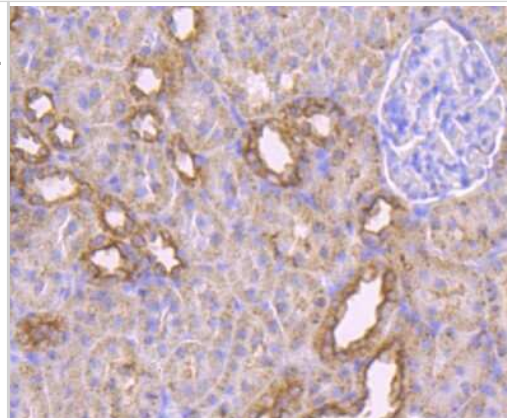
Product Application Details	
Applications	Western Blot, Flow Cytometry, Immunohistochemistry, Immunohistochemistry-Paraffin
Recommended Dilutions	Western Blot 1:500-1:1000, Flow Cytometry 1:50-1:200, Immunohistochemistry, Immunohistochemistry-Paraffin 1:50-1:200

Images

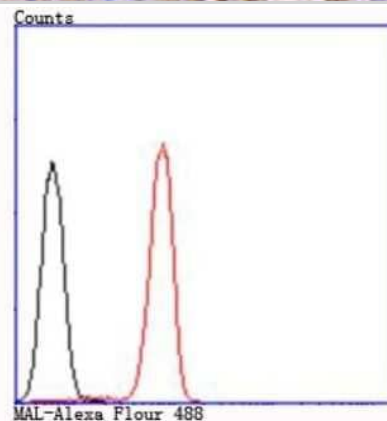
Western Blot: MAL Antibody (B5-G3) [NBP2-75563] - Analysis of MAL on mouse kidney (1) and mouse lymphatic vessels (2) tissue lysate using anti-MAL antibody at 1/1,000 dilution.



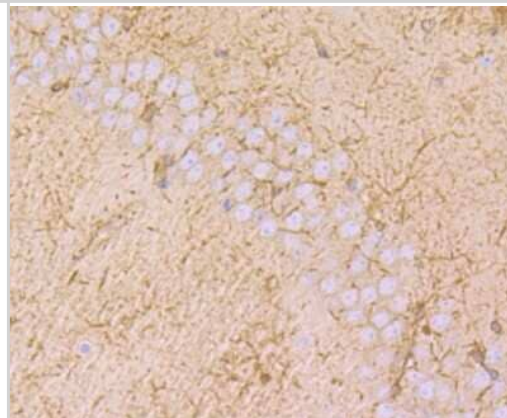
Immunohistochemistry-Paraffin: MAL Antibody (B5-G3) [NBP2-75563] - Analysis of paraffin-embedded rat kidney tissue using anti-MAL antibody. Counter stained with hematoxylin.



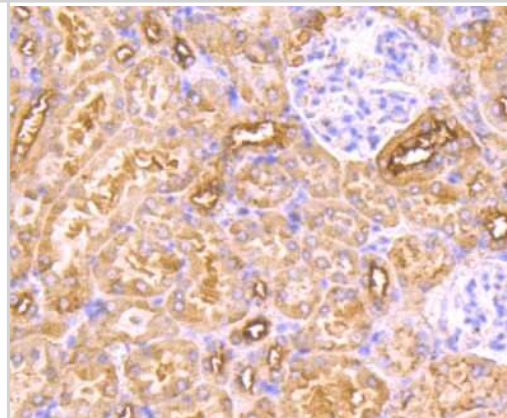
Flow Cytometry: MAL Antibody (B5-G3) [NBP2-75563] - Analysis of Jurkat cells with MAL antibody at 1/100 dilution (red) compared with an unlabelled control (cells without incubation with primary antibody; black).



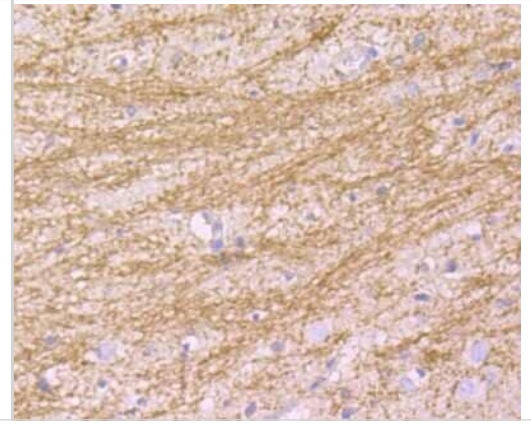
Immunohistochemistry-Paraffin: MAL Antibody (B5-G3) [NBP2-75563] - Analysis of paraffin-embedded mouse brain tissue using anti-MAL antibody. Counter stained with hematoxylin.



Immunohistochemistry-Paraffin: MAL Antibody (B5-G3) [NBP2-75563] - Analysis of paraffin-embedded mouse kidney tissue using anti-MAL antibody. Counter stained with hematoxylin.



Immunohistochemistry-Paraffin: MAL Antibody (B5-G3) [NBP2-75563] - Analysis of paraffin-embedded rat brain tissue using anti-MAL antibody. Counter stained with hematoxylin.





Novus Biologicals USA

10730 E. Briarwood Avenue
Centennial, CO 80112
USA
Phone: 303.730.1950
Toll Free: 1.888.506.6887
Fax: 303.730.1966
nb-customerservice@bio-techne.com

Bio-Techne Canada

21 Canmotor Ave
Toronto, ON M8Z 4E6
Canada
Phone: 905.827.6400
Toll Free: 855.668.8722
Fax: 905.827.6402
canada.inquires@bio-techne.com

Bio-Techne Ltd

19 Barton Lane
Abingdon Science Park
Abingdon, OX14 3NB, United Kingdom
Phone: (44) (0) 1235 529449
Free Phone: 0800 37 34 15
Fax: (44) (0) 1235 533420
info.EMEA@bio-techne.com

General Contact Information

www.novusbio.com
Technical Support: nb-technical@bio-techne.com
Orders: nb-customerservice@bio-techne.com
General: novus@novusbio.com

Products Related to NBP2-75563

HAF007	Goat anti-Mouse IgG Secondary Antibody [HRP]
NB720-B	Rabbit anti-Mouse IgG (H+L) Secondary Antibody [Biotin]
NBP1-97005-0.5mg	Mouse IgG1 Isotype Control (MG1)
H00004118-P01-10ug	Recombinant Human MAL GST (N-Term) Protein

Limitations

This product is for research use only and is not approved for use in humans or in clinical diagnosis. Primary Antibodies are guaranteed for 1 year from date of receipt.

For more information on our 100% guarantee, please visit www.novusbio.com/guarantee

Earn gift cards/discounts by submitting a review: www.novusbio.com/reviews/submit/NBP2-75563

Earn gift cards/discounts by submitting a publication using this product:
www.novusbio.com/publications

