

# Product Datasheet

## HPRT Antibody (JU03-26) NBP2-75528

Unit Size: 100 ul

Store at 4C short term. Aliquot and store at -20C long term. Avoid freeze-thaw cycles.

[www.novusbio.com](http://www.novusbio.com)



[technical@novusbio.com](mailto:technical@novusbio.com)

### Publications: 1

Protocols, Publications, Related Products, Reviews, Research Tools and Images at:  
[www.novusbio.com/NBP2-75528](http://www.novusbio.com/NBP2-75528)

Updated 10/23/2024 v.20.1

Earn rewards for product  
reviews and publications.

Submit a publication at [www.novusbio.com/publications](http://www.novusbio.com/publications)

Submit a review at [www.novusbio.com/reviews/destination/NBP2-75528](http://www.novusbio.com/reviews/destination/NBP2-75528)



**NBP2-75528**

HPRT Antibody (JU03-26)

**Product Information**

<b>Unit Size</b>	100 ul
<b>Concentration</b>	1 mg/ml
<b>Storage</b>	Store at 4C short term. Aliquot and store at -20C long term. Avoid freeze-thaw cycles.
<b>Clonality</b>	Monoclonal
<b>Clone</b>	JU03-26
<b>Preservative</b>	0.05% Sodium Azide
<b>Isotype</b>	IgG
<b>Purity</b>	Protein A purified
<b>Buffer</b>	TBS (pH7.4), 0.05% BSA, 40% Glycerol
<b>Target Molecular Weight</b>	25 kDa

**Product Description**

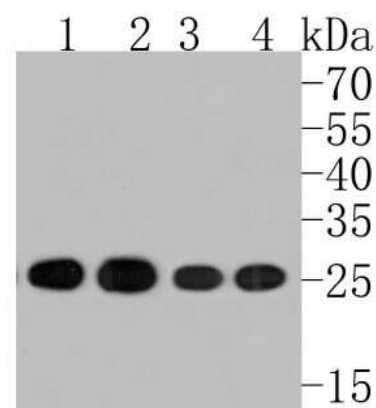
<b>Host</b>	Rabbit
<b>Gene ID</b>	3251
<b>Gene Symbol</b>	HPRT1
<b>Species</b>	Human, Mouse, Rat, Zebrafish
<b>Immunogen</b>	Synthetic peptide within Human HPRT aa 169-218 / 218. (SwissProt: P00492 Human; SwissProt: P00493 Mouse; SwissProt: P27605 Rat)

**Product Application Details**

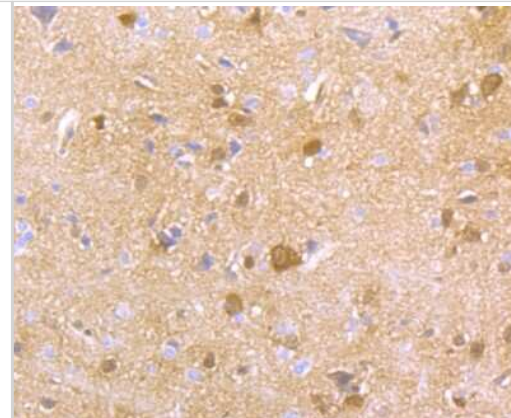
<b>Applications</b>	Western Blot, Immunohistochemistry, Immunohistochemistry-Paraffin, Immunoprecipitation
<b>Recommended Dilutions</b>	Western Blot 1:500-1:2000, Immunohistochemistry, Immunoprecipitation, Immunohistochemistry-Paraffin 1:50-1:200
<b>Application Notes</b>	IP-Assay dependent

**Images**

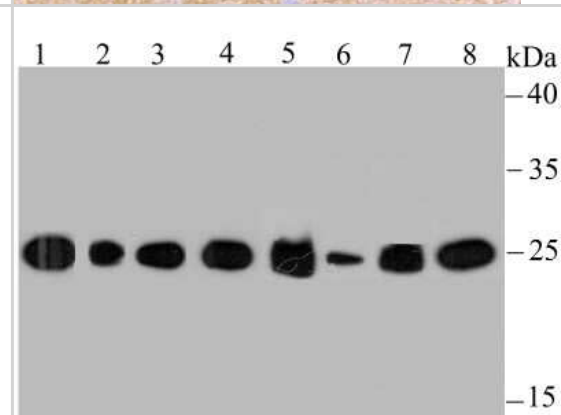
Western Blot: HPRT Antibody (JU03-26) [NBP2-75528] - Western blot analysis of HPRT on different lysates. Proteins were transferred to a PVDF membrane and blocked with 5% BSA in PBS for 1 hour at room temperature. The primary antibody (1/500) was used in 5% BSA at room temperature for 2 hours. Goat Anti-Rabbit IgG - HRP Secondary Antibody (HA1001) at 1:5,000 dilution was used for 1 hour at room temperature. Positive control: Lane 2: MCF-7 cell lysate Lane 2: 293 cell lysate Lane 2: Hela cell lysate Lane 2: A431 cell lysate



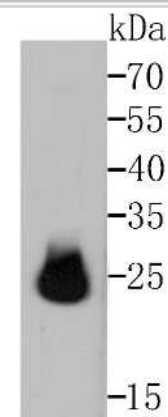
Immunohistochemistry-Paraffin: HPRT Antibody (JU03-26) [NBP2-75528] - Analysis of paraffin-embedded rat brain tissue using anti-HPRT antibody. Counter stained with hematoxylin.



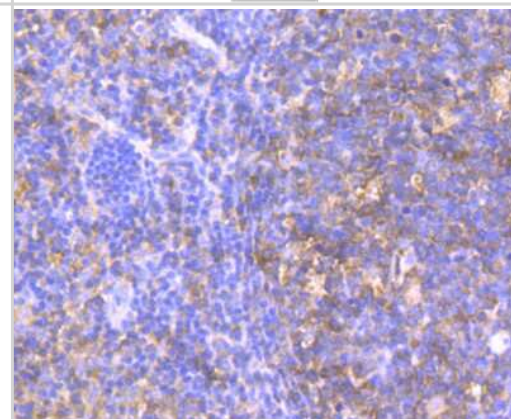
Western Blot: HPRT Antibody (JU03-26) [NBP2-75528] - Analysis of HPRT on Hela cell using anti-HPRT antibody at 1/500 dilution. Positive control: Lane 1: Hela Lane 2: A431 Lane 3: MCF-7 Lane 4: 293 Lane 5: Rat kidney Lane 6: Rat brain Lane 7: Mouse testis Lane 8: Mouse colon



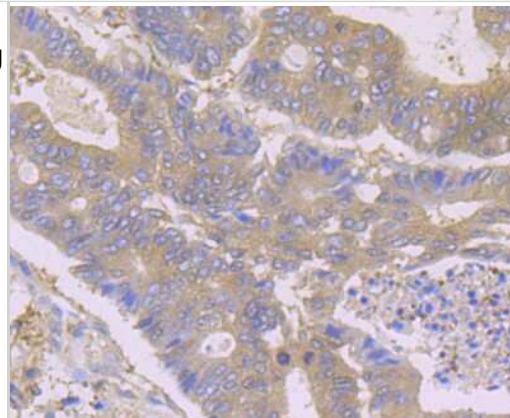
Western Blot: HPRT Antibody (JU03-26) [NBP2-75528] - Analysis of HPRT on Zebrafish tissue lysates using anti-HPRT antibody at 1/500 dilution.



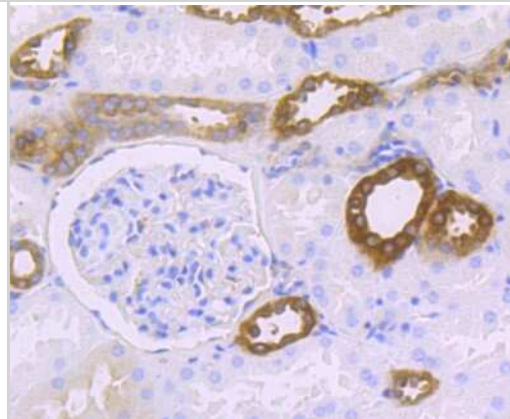
Immunohistochemistry-Paraffin: HPRT Antibody (JU03-26) [NBP2-75528] - Analysis of paraffin-embedded human tonsil tissue using anti-HPRT antibody. Counter stained with hematoxylin.



Immunohistochemistry-Paraffin: HPRT Antibody (JU03-26) [NBP2-75528] - Analysis of paraffin-embedded human colon cancer tissue using anti-HPRT antibody. Counter stained with hematoxylin.



Immunohistochemistry-Paraffin: HPRT Antibody (JU03-26) [NBP2-75528] - Analysis of paraffin-embedded human kidney tissue using anti-HPRT antibody. Counter stained with hematoxylin.



## Publications

Julia María Torres-Velarde, Sree Rohit Raj Kolora, Jane I Khudyakov, Daniel E Crocker, Peter H Sudmant, José Pablo Vázquez-Medina Elephant seal muscle cells adapt to sustained glucocorticoid exposure by shifting their metabolic phenotype. American journal of physiology. Regulatory, integrative and comparative physiology 2021-09-16 [PMID: 34260302]



### **Novus Biologicals USA**

10730 E. Briarwood Avenue  
Centennial, CO 80112  
USA  
Phone: 303.730.1950  
Toll Free: 1.888.506.6887  
Fax: 303.730.1966  
nb-customerservice@bio-techne.com

### **Bio-Techne Canada**

21 Canmotor Ave  
Toronto, ON M8Z 4E6  
Canada  
Phone: 905.827.6400  
Toll Free: 855.668.8722  
Fax: 905.827.6402  
canada.inquires@bio-techne.com

### **Bio-Techne Ltd**

19 Barton Lane  
Abingdon Science Park  
Abingdon, OX14 3NB, United Kingdom  
Phone: (44) (0) 1235 529449  
Free Phone: 0800 37 34 15  
Fax: (44) (0) 1235 533420  
info.EMEA@bio-techne.com

### **General Contact Information**

www.novusbio.com  
Technical Support: nb-technical@bio-techne.com  
Orders: nb-customerservice@bio-techne.com  
General: novus@novusbio.com

### **Products Related to NBP2-75528**

---

HAF008	Goat anti-Rabbit IgG Secondary Antibody [HRP]
NB7160	Goat anti-Rabbit IgG (H+L) Secondary Antibody [HRP]
NBP2-24891	Rabbit IgG Isotype Control
NBP1-45251-0.1mg	Recombinant Human HPRT His Protein

---

### **Limitations**

This product is for research use only and is not approved for use in humans or in clinical diagnosis. Primary Antibodies are guaranteed for 1 year from date of receipt.

For more information on our 100% guarantee, please visit [www.novusbio.com/guarantee](http://www.novusbio.com/guarantee)

Earn gift cards/discounts by submitting a review: [www.novusbio.com/reviews/submit/NBP2-75528](http://www.novusbio.com/reviews/submit/NBP2-75528)

Earn gift cards/discounts by submitting a publication using this product:  
[www.novusbio.com/publications](http://www.novusbio.com/publications)

