

# Product Datasheet

## Glutathione Synthetase Antibody (JB95-33) NBP2-75513

Unit Size: 100 ul

Store at 4C short term. Aliquot and store at -20C long term. Avoid freeze-thaw cycles.

[www.novusbio.com](http://www.novusbio.com)



[technical@novusbio.com](mailto:technical@novusbio.com)

### Publications: 1

Protocols, Publications, Related Products, Reviews, Research Tools and Images at:  
[www.novusbio.com/NBP2-75513](http://www.novusbio.com/NBP2-75513)

Updated 10/23/2024 v.20.1

Earn rewards for product  
reviews and publications.

Submit a publication at [www.novusbio.com/publications](http://www.novusbio.com/publications)

Submit a review at [www.novusbio.com/reviews/destination/NBP2-75513](http://www.novusbio.com/reviews/destination/NBP2-75513)



**NBP2-75513****Glutathione Synthetase Antibody (JB95-33)**


<b>Product Information</b>	
<b>Unit Size</b>	100 ul
<b>Concentration</b>	1 mg/ml
<b>Storage</b>	Store at 4C short term. Aliquot and store at -20C long term. Avoid freeze-thaw cycles.
<b>Clonality</b>	Monoclonal
<b>Clone</b>	JB95-33
<b>Preservative</b>	0.05% Sodium Azide
<b>Isotype</b>	IgG
<b>Purity</b>	Protein A purified
<b>Buffer</b>	TBS (pH7.4), 0.05% BSA, 40% Glycerol
<b>Target Molecular Weight</b>	52 kDa

<b>Product Description</b>	
<b>Host</b>	Rabbit
<b>Gene ID</b>	2937
<b>Gene Symbol</b>	GSS
<b>Species</b>	Human, Mouse, Rat
<b>Immunogen</b>	Recombinant protein within Human Glutathione Synthetase aa 301-420 / 474. (SwissProt: P48637 Human; SwissProt: P51855 Mouse; SwissProt: P46413 Rat)

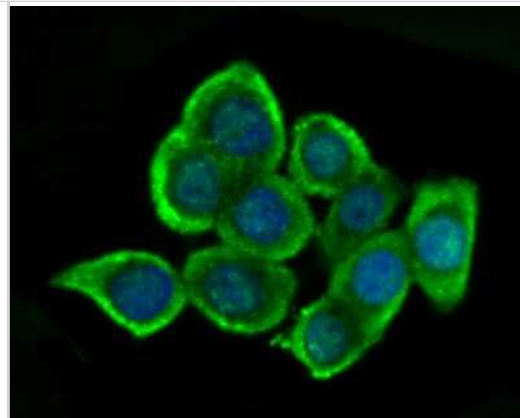
<b>Product Application Details</b>	
<b>Applications</b>	Western Blot, Flow Cytometry, Immunocytochemistry/ Immunofluorescence, Immunohistochemistry, Immunohistochemistry-Paraffin
<b>Recommended Dilutions</b>	Western Blot 1:500-1:1000, Flow Cytometry 1:50-1:100, Immunohistochemistry, Immunocytochemistry/ Immunofluorescence 1:50-1:200, Immunohistochemistry-Paraffin 1:50-1:200

**Images**

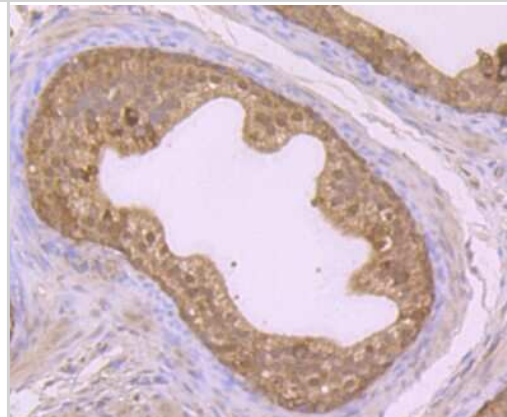
Western Blot: Glutathione Synthetase Antibody (JB95-33) [NBP2-75513]  
 - Analysis of Glutathione Synthetase on different lysates using anti-Glutathione Synthetase antibody at 1/500 dilution. Positive control: Lane 1: SiHa Lane 2: Mouse colon Lane 3: Rat liver



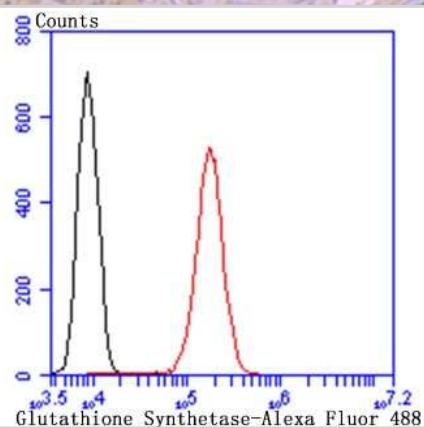
Immunocytochemistry/Immunofluorescence: Glutathione Synthetase Antibody (JB95-33) [NBP2-75513] - Staining Glutathione Synthetase in LOVO cells (green). The nuclear counter stain is DAPI (blue). Cells were fixed in paraformaldehyde, permeabilised with 0.25% Triton X100/PBS.



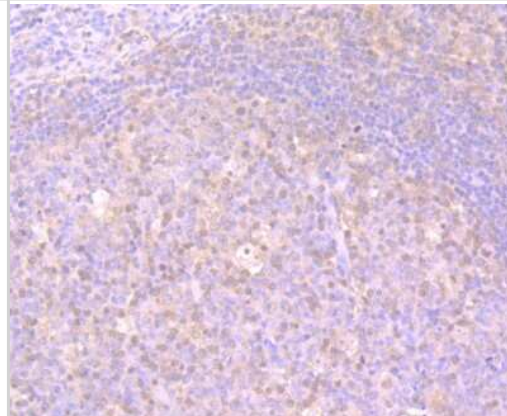
Immunohistochemistry-Paraffin: Glutathione Synthetase Antibody (JB95-33) [NBP2-75513] - Analysis of paraffin-embedded rat epididymis tissue using anti-Glutathione Synthetase antibody. Counter stained with hematoxylin.



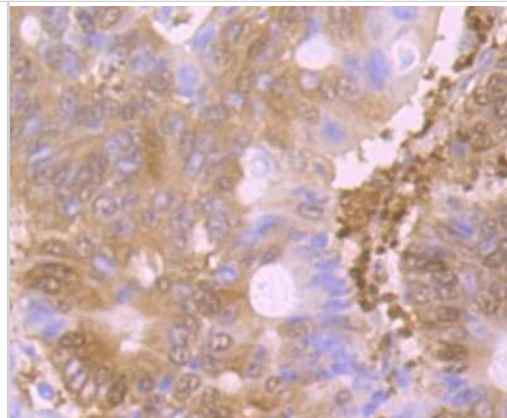
Flow Cytometry: Glutathione Synthetase Antibody (JB95-33) [NBP2-75513] - Analysis of HepG2 cells with Glutathione Synthetase antibody at 1/100 dilution (red) compared with an unlabelled control (cells without incubation with primary antibody; black). Alexa Fluor 488-conjugated goat anti rabbit IgG was used as the secondary antibody.



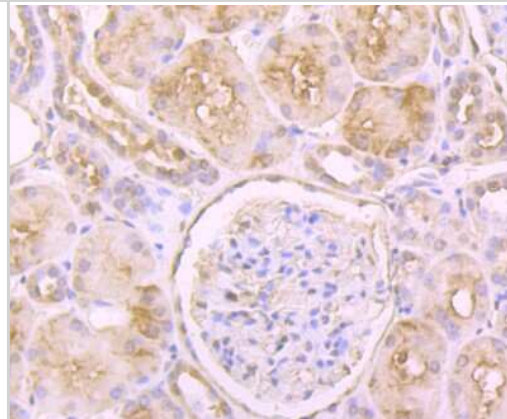
Immunohistochemistry-Paraffin: Glutathione Synthetase Antibody (JB95-33) [NBP2-75513] - Analysis of paraffin-embedded human tonsil tissue using anti-Glutathione Synthetase antibody. Counter stained with hematoxylin.



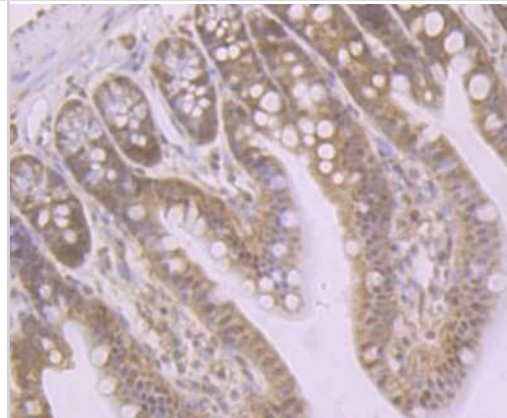
Immunohistochemistry-Paraffin: Glutathione Synthetase Antibody (JB95-33) [NBP2-75513] - Analysis of paraffin-embedded human colon cancer tissue using anti-Glutathione Synthetase antibody. Counter stained with hematoxylin.



Immunohistochemistry-Paraffin: Glutathione Synthetase Antibody (JB95-33) [NBP2-75513] - Analysis of paraffin-embedded human kidney tissue using anti-Glutathione Synthetase antibody. Counter stained with hematoxylin.



Immunohistochemistry-Paraffin: Glutathione Synthetase Antibody (JB95-33) [NBP2-75513] - Analysis of paraffin-embedded mouse colon tissue using anti-Glutathione Synthetase antibody. Counter stained with hematoxylin.



## Publications

Deka B, Sarma P, Manna P et al. Alliin Enriched Standardized Fraction of Allium Hookeri Regulates the Glucose Homeostasis Via Upregulating Hepatic Glutathione Pool SSRN Electronic Journal 2023-02-17 (WB, Rat)



### **Novus Biologicals USA**

10730 E. Briarwood Avenue  
Centennial, CO 80112  
USA  
Phone: 303.730.1950  
Toll Free: 1.888.506.6887  
Fax: 303.730.1966  
nb-customerservice@bio-techne.com

### **Bio-Techne Canada**

21 Canmotor Ave  
Toronto, ON M8Z 4E6  
Canada  
Phone: 905.827.6400  
Toll Free: 855.668.8722  
Fax: 905.827.6402  
canada.inquires@bio-techne.com

### **Bio-Techne Ltd**

19 Barton Lane  
Abingdon Science Park  
Abingdon, OX14 3NB, United Kingdom  
Phone: (44) (0) 1235 529449  
Free Phone: 0800 37 34 15  
Fax: (44) (0) 1235 533420  
info.EMEA@bio-techne.com

### **General Contact Information**

www.novusbio.com  
Technical Support: nb-technical@bio-techne.com  
Orders: nb-customerservice@bio-techne.com  
General: novus@novusbio.com

### **Products Related to NBP2-75513**

---

HAF008	Goat anti-Rabbit IgG Secondary Antibody [HRP]
NB7160	Goat anti-Rabbit IgG (H+L) Secondary Antibody [HRP]
NBP2-24891	Rabbit IgG Isotype Control
NBP1-50862-0.1mg	Recombinant Human Glutathione Synthetase His Protein

---

### **Limitations**

This product is for research use only and is not approved for use in humans or in clinical diagnosis. Primary Antibodies are guaranteed for 1 year from date of receipt.

For more information on our 100% guarantee, please visit [www.novusbio.com/guarantee](http://www.novusbio.com/guarantee)

Earn gift cards/discounts by submitting a review: [www.novusbio.com/reviews/submit/NBP2-75513](http://www.novusbio.com/reviews/submit/NBP2-75513)

Earn gift cards/discounts by submitting a publication using this product:  
[www.novusbio.com/publications](http://www.novusbio.com/publications)

