

Product Datasheet

GABA-AR alpha 5 Antibody (JB34-19) NBP2-75497

Unit Size: 100 ul

Store at 4C short term. Aliquot and store at -20C long term. Avoid freeze-thaw cycles.

www.novusbio.com



technical@novusbio.com

Publications: 1

Protocols, Publications, Related Products, Reviews, Research Tools and Images at:
www.novusbio.com/NBP2-75497

Updated 10/23/2024 v.20.1

Earn rewards for product
reviews and publications.

Submit a publication at www.novusbio.com/publications

Submit a review at www.novusbio.com/reviews/destination/NBP2-75497



NBP2-75497

GABA-AR alpha 5 Antibody (JB34-19)

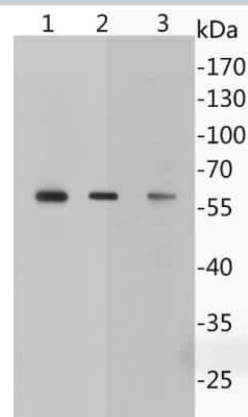
| Product Information | |
|-------------------------|--|
| Unit Size | 100 ul |
| Concentration | 1 mg/ml |
| Storage | Store at 4C short term. Aliquot and store at -20C long term. Avoid freeze-thaw cycles. |
| Clonality | Monoclonal |
| Clone | JB34-19 |
| Preservative | 0.05% Sodium Azide |
| Isotype | IgG |
| Purity | Protein A purified |
| Buffer | TBS (pH7.4), 0.05% BSA, 40% Glycerol |
| Target Molecular Weight | 52 kDa |

| Product Description | |
|---------------------|--|
| Host | Rabbit |
| Gene ID | 2558 |
| Gene Symbol | GABRA5 |
| Species | Human, Mouse, Rat |
| Immunogen | Recombinant protein within Human GABA-AR alpha 5 aa 1-240 / 462. (SwissProt: P31644 Human; SwissProt: Q8BHH7 Mouse; SwissProt: P19969 Rat) |

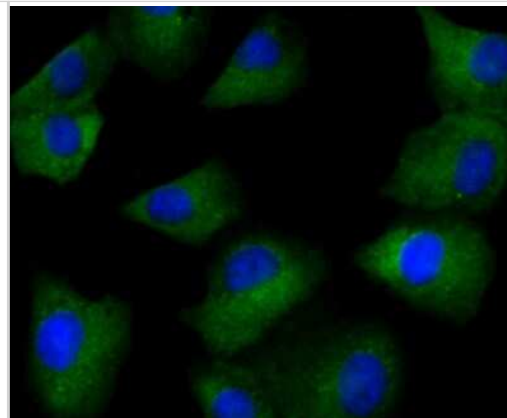
| Product Application Details | |
|-----------------------------|---|
| Applications | Western Blot, Immunocytochemistry/ Immunofluorescence, Immunohistochemistry, Immunohistochemistry-Paraffin |
| Recommended Dilutions | Western Blot 1:500-1:2000, Immunohistochemistry, Immunocytochemistry/ Immunofluorescence 1:50-1:200, Immunohistochemistry-Paraffin 1:50-1:200 |

Images

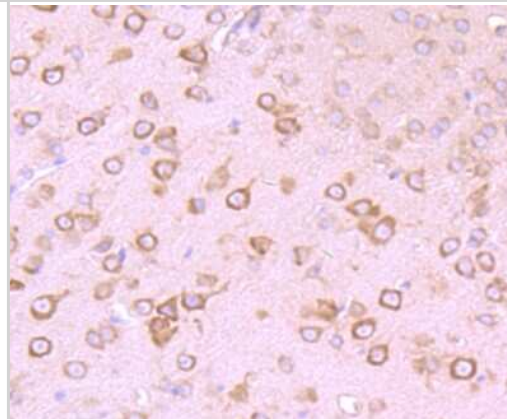
Western Blot: GABA-AR alpha 5 Antibody (JB34-19) [NBP2-75497] - Analysis of GABA A Receptor alpha 5 on different lysates using anti-GABA A Receptor alpha 5 antibody at 1/1,000 dilution. Positive control: Lane 1: A549 cell lysate Lane 2: 293T cell lysate Lane 3: Rat brain tissue lysate



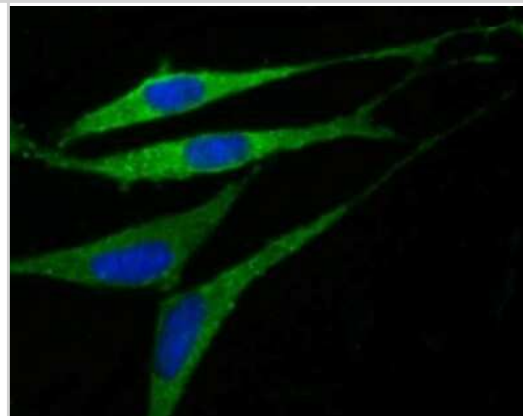
Immunocytochemistry/Immunofluorescence: GABA-AR alpha 5 Antibody (JB34-19) [NBP2-75497] - Staining GABA A Receptor alpha 5 in A549 cells (green). The nuclear counter stain is DAPI (blue). Cells were fixed in paraformaldehyde, permeabilised with 0.25% Triton X100/PBS.



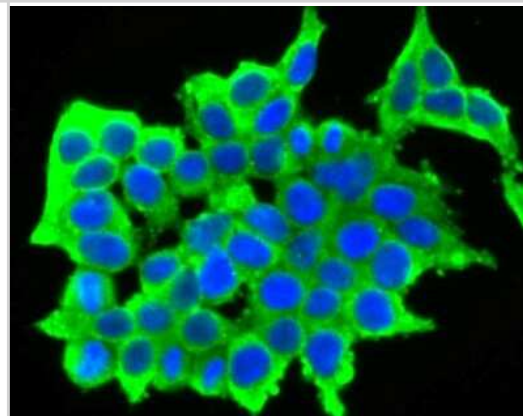
Immunohistochemistry-Paraffin: GABA-AR alpha 5 Antibody (JB34-19) [NBP2-75497] - Analysis of paraffin-embedded mouse brain tissue using anti-GABA A Receptor alpha 5 antibody. Counter stained with hematoxylin.



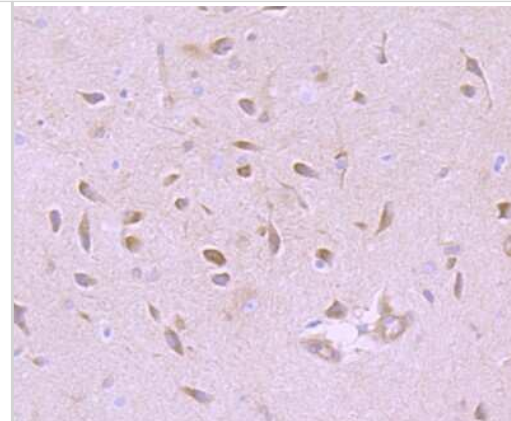
Immunocytochemistry/Immunofluorescence: GABA-AR alpha 5 Antibody (JB34-19) [NBP2-75497] - Staining GABA A Receptor alpha 5 in SH-SY-5Y cells (green). The nuclear counter stain is DAPI (blue). Cells were fixed in paraformaldehyde, permeabilised with 0.25% Triton X100/PBS.



Immunocytochemistry/Immunofluorescence: GABA-AR alpha 5 Antibody (JB34-19) [NBP2-75497] - Staining GABA A Receptor alpha 5 in 293T cells (green). The nuclear counter stain is DAPI (blue). Cells were fixed in paraformaldehyde, permeabilised with 0.25% Triton X100/PBS.



Immunohistochemistry-Paraffin: GABA-AR alpha 5 Antibody (JB34-19) [NBP2-75497] - Analysis of paraffin-embedded rat brain tissue using anti-GABA A Receptor alpha 5 antibody. Counter stained with hematoxylin.



Publications

Cai X, Qiu L, Wang C et al. Hippocampal Inhibitory Synapses Deficits Induced by alpha 5-containing GABAA Receptors Mediates Chronic Neuropathic Pain-related Cognitive Impairment Mol Neurobiol 2022-07-18 [PMID: 35849280]



Novus Biologicals USA

10730 E. Briarwood Avenue
Centennial, CO 80112
USA
Phone: 303.730.1950
Toll Free: 1.888.506.6887
Fax: 303.730.1966
nb-customerservice@bio-techne.com

Bio-Techne Canada

21 Canmotor Ave
Toronto, ON M8Z 4E6
Canada
Phone: 905.827.6400
Toll Free: 855.668.8722
Fax: 905.827.6402
canada.inquires@bio-techne.com

Bio-Techne Ltd

19 Barton Lane
Abingdon Science Park
Abingdon, OX14 3NB, United Kingdom
Phone: (44) (0) 1235 529449
Free Phone: 0800 37 34 15
Fax: (44) (0) 1235 533420
info.EMEA@bio-techne.com

General Contact Information

www.novusbio.com
Technical Support: nb-technical@bio-techne.com
Orders: nb-customerservice@bio-techne.com
General: novus@novusbio.com

Products Related to NBP2-75497

| | |
|---------------|---|
| HAF008 | Goat anti-Rabbit IgG Secondary Antibody [HRP] |
| NB7160 | Goat anti-Rabbit IgG (H+L) Secondary Antibody [HRP] |
| NBP2-24891 | Rabbit IgG Isotype Control |
| NBP2-57683PEP | GABA-AR alpha 5 Recombinant Protein Antigen |

Limitations

This product is for research use only and is not approved for use in humans or in clinical diagnosis. Primary Antibodies are guaranteed for 1 year from date of receipt.

For more information on our 100% guarantee, please visit www.novusbio.com/guarantee

Earn gift cards/discounts by submitting a review: www.novusbio.com/reviews/submit/NBP2-75497

Earn gift cards/discounts by submitting a publication using this product:
www.novusbio.com/publications

