

# Product Datasheet

## Human Cytokeratin 19 ELISA Kit (Colorimetric) NBP2-75286

Unit Size: 1 Kit

Storage of components varies. See protocol for specific instructions.

[www.novusbio.com](http://www.novusbio.com)



[technical@novusbio.com](mailto:technical@novusbio.com)

Protocols, Publications, Related Products, Reviews, Research Tools and Images at:  
[www.novusbio.com/NBP2-75286](http://www.novusbio.com/NBP2-75286)

Updated 10/23/2024 v.20.1

Earn rewards for product  
reviews and publications.

Submit a publication at [www.novusbio.com/publications](http://www.novusbio.com/publications)

Submit a review at [www.novusbio.com/reviews/destination/NBP2-75286](http://www.novusbio.com/reviews/destination/NBP2-75286)

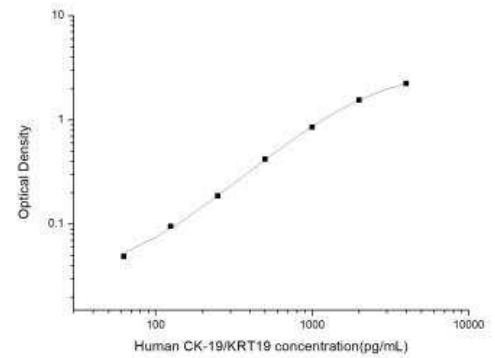


**NBP2-75286****Human Cytokeratin 19 ELISA Kit (Colorimetric)**

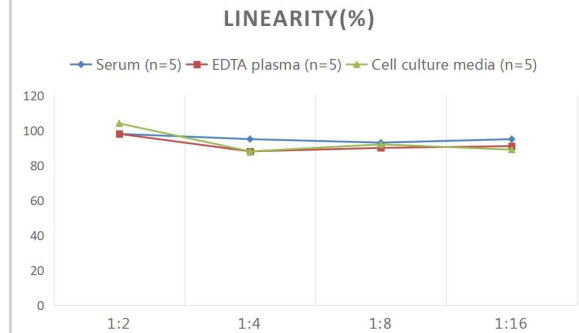
<b>Product Information</b>	
<b>Unit Size</b>	1 Kit
<b>Concentration</b>	Concentration is not relevant for this product. Please see the protocols for proper use of this product.
<b>Storage</b>	Storage of components varies. See protocol for specific instructions.
<b>Product Description</b>	
<b>Gene ID</b>	3880
<b>Gene Symbol</b>	KRT19
<b>Species</b>	Human
<b>Specificity/Sensitivity</b>	This kit recognizes Human CK-19/KRT19 in samples. No significant cross-reactivity or interference between Human CK-19/KRT19 and analogues was observed.
<b>Kit Components</b>	Micro ELISA Plate (Dismountable), Reference Standard, Concentrated Biotinylated Detection Ab (100x), Concentrated HRP Conjugate (100x), Sample Diluent, Biotinylated Detection Ab Diluent, HRP Conjugate Diluent, Concentrated Wash Buffer (25x), Substrate Reagent, Stop Solution, Plate Sealer, Product Manual
<b>Standard Curve Range</b>	62.50 - 4000 pg/mL
<b>Sensitivity</b>	37.50 pg/mL
<b>Inter Assay</b>	CV% < 4.99%
<b>Intra Assay</b>	CV% < 4.88%
<b>Assay Type</b>	Sandwich-ELISA
<b>Spiking Recovery</b>	86-104%
<b>Suitable Sample Type</b>	Serum, plasma and other biological fluids
<b>Sample Volume</b>	100 uL
<b>Product Application Details</b>	
<b>Applications</b>	ELISA
<b>Recommended Dilutions</b>	ELISA

## Images

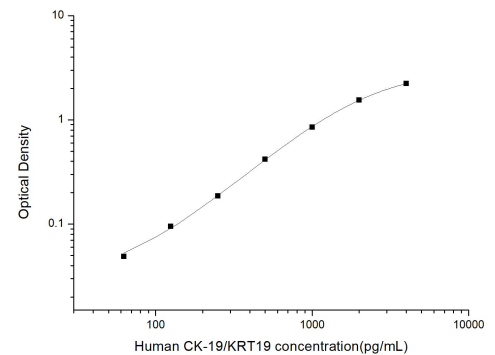
### Human Cytokeratin 19 ELISA Kit (Colorimetric) - Standard Curve Reference



ELISA: Human Cytokeratin 19 ELISA Kit (Colorimetric) [NBP2-75286] - Samples were spiked with high concentrations of Human Cytokeratin 19 and diluted with Reference Standard & Sample Diluent to produce samples with values within the range of the assay.



### ELISA: Human Cytokeratin 19 ELISA Kit (Colorimetric) [NBP2-75286] - Standard Curve Reference





### **Novus Biologicals USA**

10730 E. Briarwood Avenue  
Centennial, CO 80112  
USA  
Phone: 303.730.1950  
Toll Free: 1.888.506.6887  
Fax: 303.730.1966  
nb-customerservice@bio-techne.com

### **Bio-Techne Canada**

21 Canmotor Ave  
Toronto, ON M8Z 4E6  
Canada  
Phone: 905.827.6400  
Toll Free: 855.668.8722  
Fax: 905.827.6402  
canada.inquires@bio-techne.com

### **Bio-Techne Ltd**

19 Barton Lane  
Abingdon Science Park  
Abingdon, OX14 3NB, United Kingdom  
Phone: (44) (0) 1235 529449  
Free Phone: 0800 37 34 15  
Fax: (44) (0) 1235 533420  
info.EMEA@bio-techne.com

### **General Contact Information**

www.novusbio.com  
Technical Support: nb-technical@bio-techne.com  
Orders: nb-customerservice@bio-techne.com  
General: novus@novusbio.com

### **Products Related to NBP2-75286**

---

NB100-687PEP	Cytokeratin 19 Antibody Blocking Peptide
MAB1368	alpha-Fetoprotein/AFP Antibody (189502) [Unconjugated]
NB100-687	Cytokeratin 19 Antibody - BSA Free
NB300-223	Vimentin Antibody

---

### **Limitations**

This product is for research use only and is not approved for use in humans or in clinical diagnosis. ELISA Kits are guaranteed for 6 months from date of receipt.

For more information on our 100% guarantee, please visit [www.novusbio.com/guarantee](http://www.novusbio.com/guarantee)

Earn gift cards/discounts by submitting a review: [www.novusbio.com/reviews/submit/NBP2-75286](http://www.novusbio.com/reviews/submit/NBP2-75286)

Earn gift cards/discounts by submitting a publication using this product:  
[www.novusbio.com/publications](http://www.novusbio.com/publications)

