

# Product Datasheet

## USP13 Antibody (OTI4G11) - Azide and BSA Free NBP2-74802

Unit Size: 100 ug

Store at -20C. Avoid freeze-thaw cycles.

[www.novusbio.com](http://www.novusbio.com)



[technical@novusbio.com](mailto:technical@novusbio.com)

Protocols, Publications, Related Products, Reviews, Research Tools and Images at:  
[www.novusbio.com/NBP2-74802](http://www.novusbio.com/NBP2-74802)

Updated 9/9/2025 v.20.1

Earn rewards for product  
reviews and publications.

Submit a publication at [www.novusbio.com/publications](http://www.novusbio.com/publications)

Submit a review at [www.novusbio.com/reviews/destination/NBP2-74802](http://www.novusbio.com/reviews/destination/NBP2-74802)



**NBP2-74802**


USP13 Antibody (OTI4G11) - Azide and BSA Free

Product Information	
Unit Size	100 ug
Concentration	LYOPH mg/ml
Storage	Store at -20C. Avoid freeze-thaw cycles.
Clonality	Monoclonal
Clone	OTI4G11
Preservative	No Preservative
Reconstitution Instructions	we recommend adding 100uL distilled water to a final antibody concentration of about 1 mg/mL. To use this carrier-free antibody for conjugation experiment, we strongly recommend performing another round of desalting process.
Isotype	IgG1
Purity	Immunogen affinity purified
Buffer	Lyophilized from PBS (pH 7.3) with 8% Trehalose
Target Molecular Weight	97.3 kDa
Product Description	
Description	Novus Biologicals Mouse USP13 Antibody (OTI4G11) - Azide and BSA Free (NBP1-48047) is a monoclonal antibody validated for use in IHC, WB and IP. All Novus Biologicals antibodies are covered by our 100% guarantee.
Host	Mouse
Gene ID	8975
Gene Symbol	USP13
Species	Human, Mouse, Rat, Canine, Monkey, Primate
Reactivity Notes	Please note that this antibody is reactive to Mouse and derived from the same host, Mouse. Mouse-On-Mouse blocking reagent may be needed for IHC and ICC experiments to reduce high background signal. You can find these reagents under catalog numbers PK-2200-NB and MP-2400-NB. Please contact Technical Support if you have any questions.
Immunogen	Full-length protein expressed in 293T cell transfected with human USP13 expression vector
Product Application Details	
Applications	Western Blot, Immunohistochemistry-Paraffin, Immunohistochemistry, Immunoprecipitation
Recommended Dilutions	Western Blot 1:1000, Immunohistochemistry 1:50, Immunoprecipitation 4ug/ml, Immunohistochemistry-Paraffin

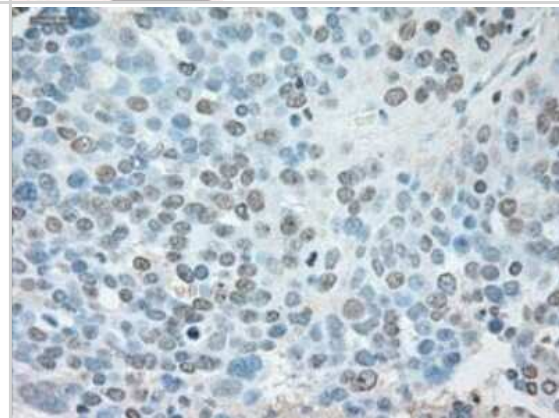


## Images

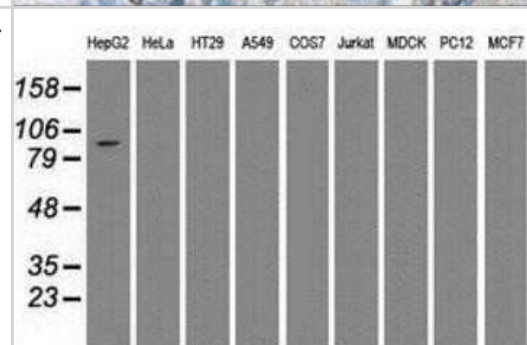
Western Blot: USP13 Antibody (OTI4G11) - Azide and BSA Free [NBP2-74802] - HEK293T cells were transfected with the pCMV6-ENTRY control (Left lane) or pCMV6-ENTRY USP13 (Right lane) cDNA for 48 hrs and lysed. Equivalent amounts of cell lysates (5 ug per lane) were separated by SDS-PAGE and immunoblotted with anti-USP13.



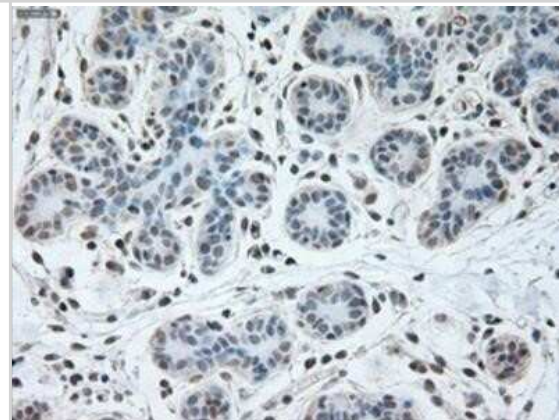
Immunohistochemistry: USP13 Antibody (OTI4G11) - Azide and BSA Free [NBP2-74802] - Staining of paraffin-embedded prostate tissue using anti-USP13 mouse monoclonal antibody.



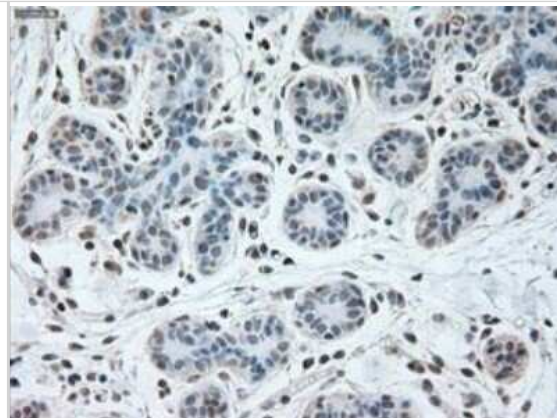
Western Blot: USP13 Antibody (OTI4G11) - Azide and BSA Free [NBP2-74802] - Analysis of extracts (35ug) from 9 different cell lines by using anti-USP13 monoclonal antibody.



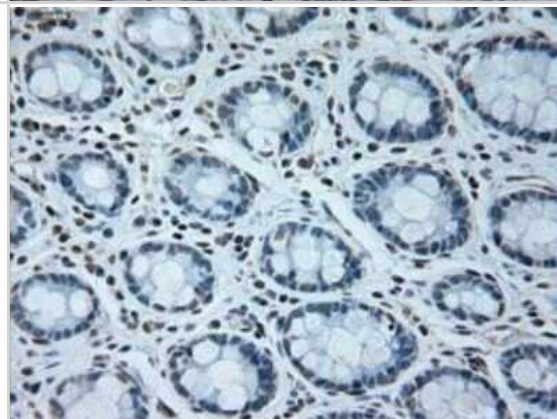
Immunohistochemistry: USP13 Antibody (OTI4G11) - Azide and BSA Free [NBP2-74802] - Staining of paraffin-embedded breast tissue using anti-USP13 mouse monoclonal antibody.



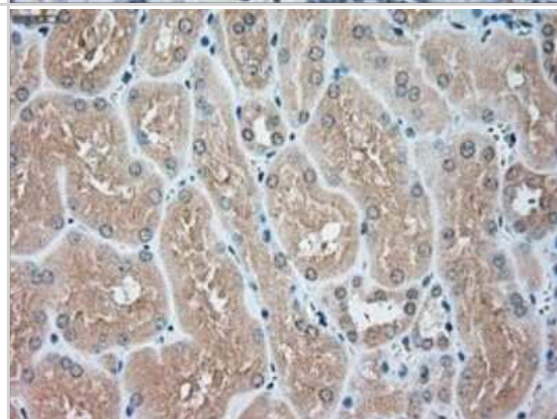
Immunohistochemistry: USP13 Antibody (OTI4G11) - Azide and BSA Free [NBP2-74802] - Staining of paraffin-embedded Carcinoma of liver tissue using anti-USP13 mouse monoclonal antibody.



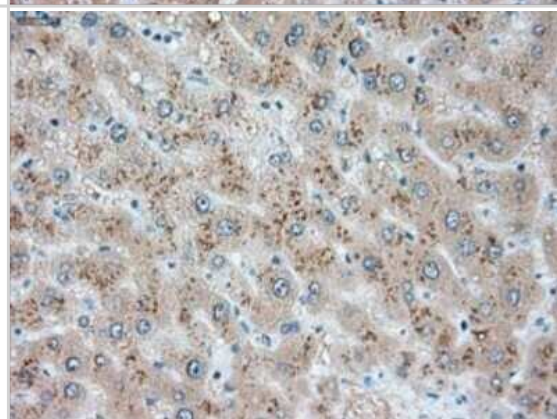
Immunohistochemistry: USP13 Antibody (OTI4G11) - Azide and BSA Free [NBP2-74802] - Staining of paraffin-embedded colon tissue using anti-USP13 mouse monoclonal antibody.



Immunohistochemistry: USP13 Antibody (OTI4G11) - Azide and BSA Free [NBP2-74802] - Staining of paraffin-embedded Kidney tissue using anti-USP13 mouse monoclonal antibody.

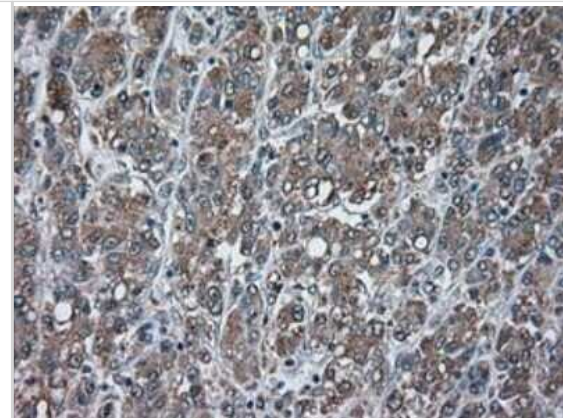


Immunohistochemistry: USP13 Antibody (OTI4G11) - Azide and BSA Free [NBP2-74802] - Staining of paraffin-embedded liver tissue using anti-USP13 mouse monoclonal antibody.

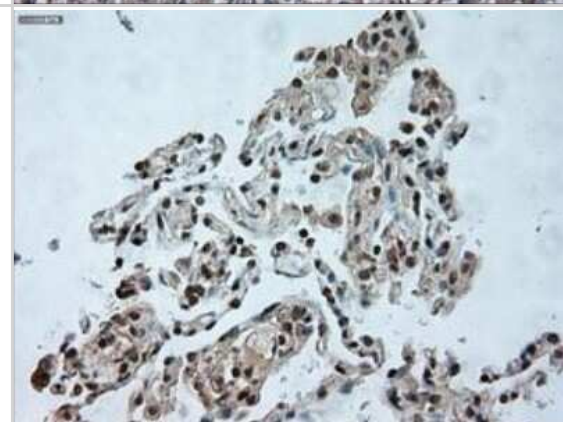




Immunohistochemistry: USP13 Antibody (OTI4G11) - Azide and BSA Free [NBP2-74802] - Staining of paraffin-embedded lung tissue using anti-USP13 mouse monoclonal antibody.



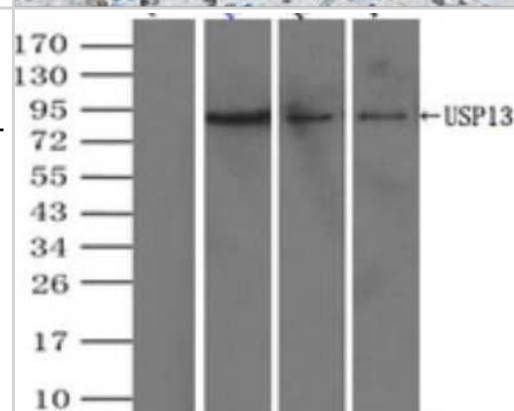
Immunohistochemistry: USP13 Antibody (OTI4G11) - Azide and BSA Free [NBP2-74802] - Staining of paraffin-embedded Ovary tissue using anti-USP13 mouse monoclonal antibody.



Immunohistochemistry: USP13 Antibody (OTI4G11) - Azide and BSA Free [NBP2-74802] - Staining of paraffin-embedded pancreas tissue using anti-USP13 mouse monoclonal antibody.



Immunoprecipitation: USP13 Antibody (OTI4G11) - Azide and BSA Free [NBP2-74802] - (Negative control: IP without adding anti-USP13 antibody.). For each experiment, 500ul of DDK tagged USP13 overexpression lysates (at 1:5 dilution with HEK293T lysate), 2ug of anti-USP13 antibody and 20ul (0.1mg) of goat anti-mouse conjugated magnetic beads were mixed and incubated overnight. After extensive wash to remove any non-specific binding, the immuno-precipitated products were analyzed with rabbit anti-DDK polyclonal antibody.





### **Novus Biologicals USA**

10730 E. Briarwood Avenue  
Centennial, CO 80112  
USA  
Phone: 303.730.1950  
Toll Free: 1.888.506.6887  
Fax: 303.730.1966  
nb-customerservice@bio-techne.com

### **Bio-Techne Canada**

21 Canmotor Ave  
Toronto, ON M8Z 4E6  
Canada  
Phone: 905.827.6400  
Toll Free: 855.668.8722  
Fax: 905.827.6402  
canada.inquires@bio-techne.com

### **Bio-Techne Ltd**

19 Barton Lane  
Abingdon Science Park  
Abingdon, OX14 3NB, United Kingdom  
Phone: (44) (0) 1235 529449  
Free Phone: 0800 37 34 15  
Fax: (44) (0) 1235 533420  
info.EMEA@bio-techne.com

### **General Contact Information**

[www.novusbio.com](http://www.novusbio.com)  
Technical Support: nb-technical@bio-techne.com  
Orders: nb-customerservice@bio-techne.com  
General: novus@novusbio.com

### **Products Related to NBP2-74802**

---

HAF007	Goat anti-Mouse IgG Secondary Antibody [HRP]
NB720-B	Rabbit anti-Mouse IgG (H+L) Secondary Antibody [Biotin]
NBP1-97005-0.5mg	Mouse IgG1 Isotype Control (MG1)
NBP1-83088PEP	USP13 Recombinant Protein Antigen

---

### **Limitations**

This product is for research use only and is not approved for use in humans or in clinical diagnosis. Primary Antibodies are guaranteed for 1 year from date of receipt.

For more information on our 100% guarantee, please visit [www.novusbio.com/guarantee](http://www.novusbio.com/guarantee)

Earn gift cards/discounts by submitting a review: [www.novusbio.com/reviews/submit/NBP2-74802](http://www.novusbio.com/reviews/submit/NBP2-74802)

Earn gift cards/discounts by submitting a publication using this product:  
[www.novusbio.com/publications](http://www.novusbio.com/publications)

