

# Product Datasheet

## TIM-3 Antibody (OTI2E2) - Azide and BSA Free NBP2-74520

Unit Size: 100 ug

Store at -20C. Avoid freeze-thaw cycles.

[www.novusbio.com](http://www.novusbio.com)



[technical@novusbio.com](mailto:technical@novusbio.com)

Protocols, Publications, Related Products, Reviews, Research Tools and Images at:  
[www.novusbio.com/NBP2-74520](http://www.novusbio.com/NBP2-74520)

Updated 10/23/2024 v.20.1

Earn rewards for product  
reviews and publications.

Submit a publication at [www.novusbio.com/publications](http://www.novusbio.com/publications)

Submit a review at [www.novusbio.com/reviews/destination/NBP2-74520](http://www.novusbio.com/reviews/destination/NBP2-74520)



**NBP2-74520**

TIM-3 Antibody (OTI2E2) - Azide and BSA Free

**Product Information**

<b>Unit Size</b>	100 ug
<b>Concentration</b>	LYOPH mg/ml
<b>Storage</b>	Store at -20C. Avoid freeze-thaw cycles.
<b>Clonality</b>	Monoclonal
<b>Clone</b>	OTI2E2
<b>Preservative</b>	No Preservative
<b>Reconstitution Instructions</b>	we recommend adding 100uL distilled water to a final antibody concentration of about 1 mg/mL. To use this carrier-free antibody for conjugation experiment, we strongly recommend performing another round of desalting process.
<b>Isotype</b>	IgG1
<b>Purity</b>	Immunogen affinity purified
<b>Buffer</b>	Lyophilized from PBS (pH 7.3) with 8% Trehalose
<b>Target Molecular Weight</b>	33.2 kDa

**Product Description**

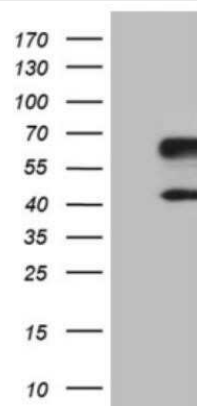
<b>Host</b>	Mouse
<b>Gene ID</b>	84868
<b>Gene Symbol</b>	HAVCR2
<b>Species</b>	Human
<b>Immunogen</b>	Human recombinant protein fragment corresponding to amino acids 22-202 of human HAVCR2(NP_116171) produced in E.coli.

**Product Application Details**

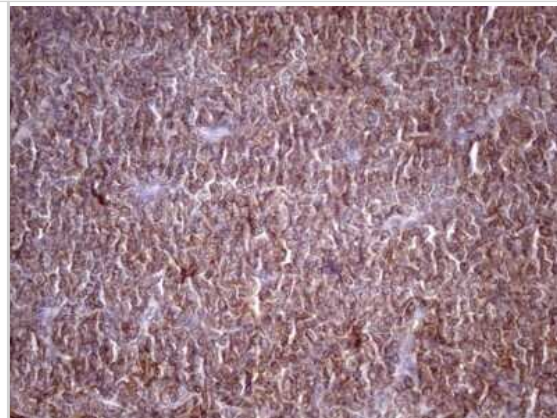
<b>Applications</b>	Western Blot, Immunohistochemistry, Immunohistochemistry-Paraffin
<b>Recommended Dilutions</b>	Western Blot, Immunohistochemistry 1:150, Immunohistochemistry-Paraffin 1:150

**Images**

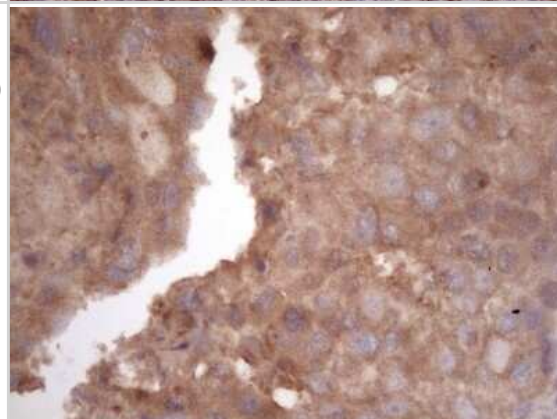
Western Blot: TIM-3 Antibody (OTI2E2) - Azide and BSA Free [NBP2-74520] - HEK293T cells were transfected with the pCMV6- ENTRY control (Left lane) or pCMV6-ENTRY HAVCR2 (Right lane) cDNA for 48 hrs and lysed. Equivalent amounts of cell lysates (5 ug per lane) were separated by SDS-PAGE and immunoblotted with anti HAVCR2.(1:2000



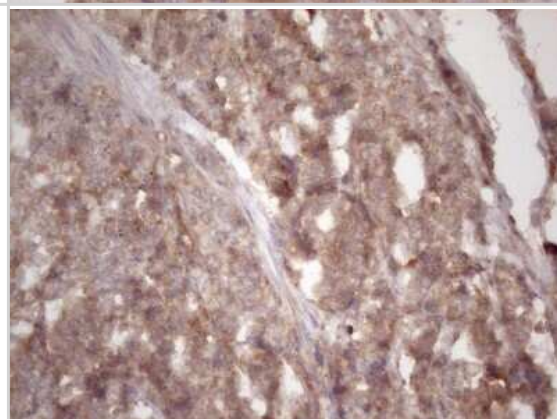
Immunohistochemistry: TIM-3 Antibody (OTI2E2) - Azide and BSA Free [NBP2-74520] - Analysis of Human lymphoma tissue. (Heat-induced epitope retrieval by 1 mM EDTA in 10mM Tris, pH8.5, 120C for 3min)



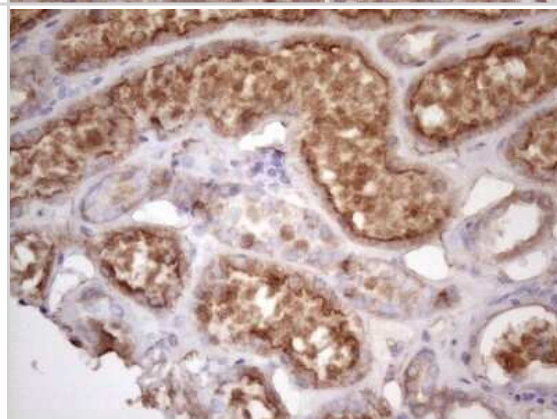
Immunohistochemistry: TIM-3 Antibody (OTI2E2) - Azide and BSA Free [NBP2-74520] - Analysis of Adenocarcinoma of Human breast tissue. (Heat-induced epitope retrieval by 1 mM EDTA in 10mM Tris, pH8.5, 120 degrees C for 3min)



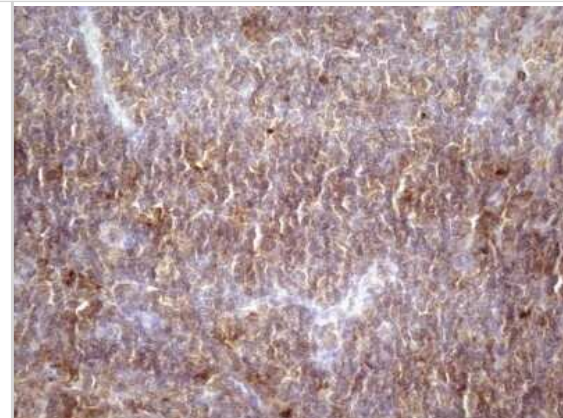
Immunohistochemistry: TIM-3 Antibody (OTI2E2) - Azide and BSA Free [NBP2-74520] - Analysis of Adenocarcinoma of Human endometrium tissue. (Heat-induced epitope retrieval by 1 mM EDTA in 10mM Tris, pH8.5, 120C for 3min)



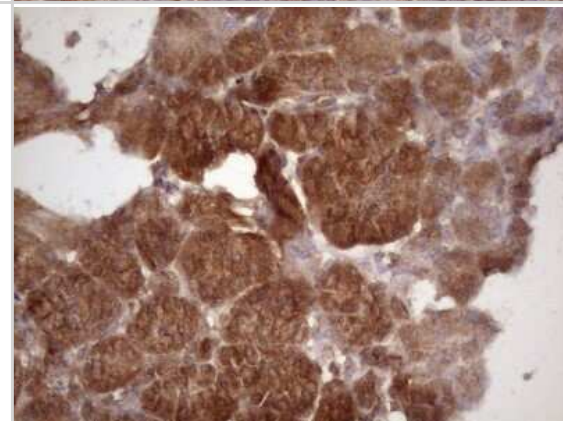
Immunohistochemistry: TIM-3 Antibody (OTI2E2) - Azide and BSA Free [NBP2-74520] - Analysis of Human Kidney tissue. (Heat-induced epitope retrieval by 1 mM EDTA in 10mM Tris, pH8.5, 120C for 3min)



Immunohistochemistry: TIM-3 Antibody (OTI2E2) - Azide and BSA Free [NBP2-74520] - Analysis of Human lymph node tissue. (Heat-induced epitope retrieval by 1 mM EDTA in 10mM Tris, pH8.5, 120C for 3min)



Immunohistochemistry: TIM-3 Antibody (OTI2E2) - Azide and BSA Free [NBP2-74520] - Analysis of Human pancreas tissue. (Heat-induced epitope retrieval by 1 mM EDTA in 10mM Tris, pH8.5, 120C for 3min)





### **Novus Biologicals USA**

10730 E. Briarwood Avenue  
Centennial, CO 80112  
USA  
Phone: 303.730.1950  
Toll Free: 1.888.506.6887  
Fax: 303.730.1966  
nb-customerservice@bio-techne.com

### **Bio-Techne Canada**

21 Canmotor Ave  
Toronto, ON M8Z 4E6  
Canada  
Phone: 905.827.6400  
Toll Free: 855.668.8722  
Fax: 905.827.6402  
canada.inquires@bio-techne.com

### **Bio-Techne Ltd**

19 Barton Lane  
Abingdon Science Park  
Abingdon, OX14 3NB, United Kingdom  
Phone: (44) (0) 1235 529449  
Free Phone: 0800 37 34 15  
Fax: (44) (0) 1235 533420  
info.EMEA@bio-techne.com

### **General Contact Information**

www.novusbio.com  
Technical Support: nb-technical@bio-techne.com  
Orders: nb-customerservice@bio-techne.com  
General: novus@novusbio.com

### **Products Related to NBP2-74520**

HAF007	Goat anti-Mouse IgG Secondary Antibody [HRP]
NB720-B	Rabbit anti-Mouse IgG (H+L) Secondary Antibody [Biotin]
NBP1-97005-0.5mg	Mouse IgG1 Isotype Control (MG1)
NBP2-23118	Recombinant Human TIM-3 His Protein

### **Limitations**

This product is for research use only and is not approved for use in humans or in clinical diagnosis. Primary Antibodies are guaranteed for 1 year from date of receipt.

For more information on our 100% guarantee, please visit [www.novusbio.com/guarantee](http://www.novusbio.com/guarantee)

Earn gift cards/discounts by submitting a review: [www.novusbio.com/reviews/submit/NBP2-74520](http://www.novusbio.com/reviews/submit/NBP2-74520)

Earn gift cards/discounts by submitting a publication using this product:  
[www.novusbio.com/publications](http://www.novusbio.com/publications)

