

# Product Datasheet

## RIPK3/RIP3 Antibody (OT11B3) - Azide and BSA Free NBP2-73912

Unit Size: 100 ug

Store at -20C. Avoid freeze-thaw cycles.

[www.novusbio.com](http://www.novusbio.com)



[technical@novusbio.com](mailto:technical@novusbio.com)

Protocols, Publications, Related Products, Reviews, Research Tools and Images at:  
[www.novusbio.com/NBP2-73912](http://www.novusbio.com/NBP2-73912)

Updated 10/23/2024 v.20.1

Earn rewards for product  
reviews and publications.

Submit a publication at [www.novusbio.com/publications](http://www.novusbio.com/publications)

Submit a review at [www.novusbio.com/reviews/destination/NBP2-73912](http://www.novusbio.com/reviews/destination/NBP2-73912)



**NBP2-73912**

RIPK3/RIP3 Antibody (OTI1B3) - Azide and BSA Free

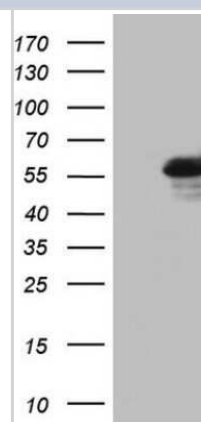
| Product Information         |  |
|-----------------------------|--|
| Unit Size                   | 100 ug   |
| Concentration               | LYOPH mg/ml  |
| Storage                     | Store at -20C. Avoid freeze-thaw cycles.   |
| Clonality                   | Monoclonal   |
| Clone                       | OTI1B3   |
| Preservative                | No Preservative  |
| Reconstitution Instructions | we recommend adding 100uL distilled water to a final antibody concentration of about 1 mg/mL. To use this carrier-free antibody for conjugation experiment, we strongly recommend performing another round of desalting process. |
| Isotype                     | IgG2a  |
| Purity                      | Immunogen affinity purified  |
| Buffer                      | Lyophilized from PBS (pH 7.3) with 8% Trehalose  |
| Target Molecular Weight     | 56.7 kDa   |

| Product Description |  |
|---------------------|--|
| Host                | Mouse  |
| Gene ID             | 11035  |
| Gene Symbol         | RIPK3  |
| Species             | Human  |
| Immunogen           | RIPK3/RIP3 Antibody (OTI1B3) - Azide and BSA Free was made to a human recombinant protein fragment corresponding to amino acids 233-518 of human RIPK3 (NP_006862) produced in E.coli. |

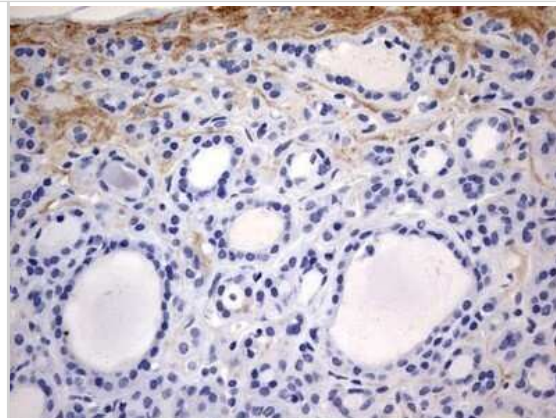
| Product Application Details |  |
|-----------------------------|--|
| Applications                | Western Blot, Immunohistochemistry, Immunohistochemistry-Paraffin                            |
| Recommended Dilutions       | Western Blot 1:200 - 1:1000, Immunohistochemistry 1:150, Immunohistochemistry-Paraffin 1:150 |

**Images**

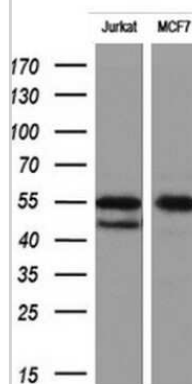
Western Blot: RIPK3/RIP3 Antibody (OTI1B3) - Azide and BSA Free [NBP2-73912] - Analysis of RIPK3/RIP3 using RIPK3/RIP3 antibody (OTI1B3) [NBP2-45592] in HEK293T cells transfected with the pCMV6-ENTRY control (Left lane) or pCMV6-ENTRY RIPK3. Observed molecular weight ~55 kDa. Theoretical molecular weight 56.7 kDa.



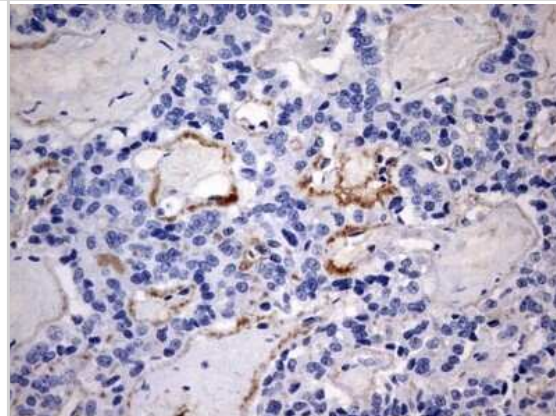
Immunohistochemistry: RIPK3/RIP3 Antibody (OTI1B3) - Azide and BSA Free [NBP2-73912] - Analysis of Carcinoma of Human thyroid tissue using RIPK3/RIP3 Antibody [NBP2-45592]. (Heat-induced epitope retrieval by 1 mM EDTA in 10mM Tris, pH9.0, 120C for 3min)



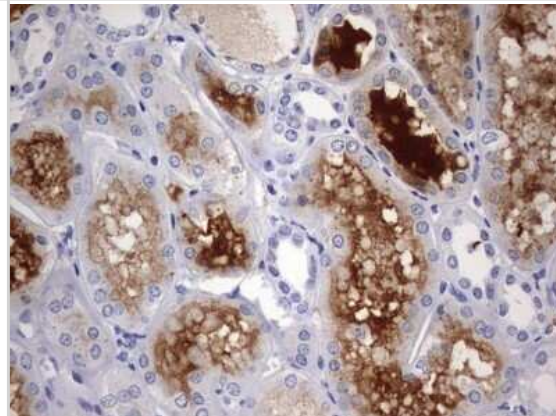
Western Blot: RIPK3/RIP3 Antibody (OTI1B3) - Azide and BSA Free [NBP2-73912] - Analysis of extracts (10ug) from 2 different cell lines using RIPK3/RIP3 antibody (OTI1B3) [NBP2-45592]. Observed molecular weight ~55 kDa. Theoretical molecular weight 56.7 kDa.



Immunohistochemistry: RIPK3/RIP3 Antibody (OTI1B3) - Azide and BSA Free [NBP2-73912] - Analysis of Carcinoma of Human pancreas tissue using RIPK3/RIP3 Antibody [NBP2-45592]. (Heat-induced epitope retrieval by 1 mM EDTA in 10mM Tris, pH9.0, 120C for 3min)



Immunohistochemistry: RIPK3/RIP3 Antibody (OTI1B3) - Azide and BSA Free [NBP2-73912] - Analysis of Human Kidney tissue using RIPK3/RIP3 Antibody [NBP2-45592]. (Heat-induced epitope retrieval by 1 mM EDTA in 10mM Tris, pH9.0, 120C for 3min)





### **Novus Biologicals USA**

10730 E. Briarwood Avenue  
Centennial, CO 80112  
USA  
Phone: 303.730.1950  
Toll Free: 1.888.506.6887  
Fax: 303.730.1966  
nb-customerservice@bio-techne.com

### **Bio-Techne Canada**

21 Canmotor Ave  
Toronto, ON M8Z 4E6  
Canada  
Phone: 905.827.6400  
Toll Free: 855.668.8722  
Fax: 905.827.6402  
canada.inquires@bio-techne.com

### **Bio-Techne Ltd**

19 Barton Lane  
Abingdon Science Park  
Abingdon, OX14 3NB, United Kingdom  
Phone: (44) (0) 1235 529449  
Free Phone: 0800 37 34 15  
Fax: (44) (0) 1235 533420  
info.EMEA@bio-techne.com

### **General Contact Information**

www.novusbio.com  
Technical Support: nb-technical@bio-techne.com  
Orders: nb-customerservice@bio-techne.com  
General: novus@novusbio.com

### **Products Related to NBP2-73912**

---

|                    |   |
|--------------------|---|
| HAF007             | Goat anti-Mouse IgG Secondary Antibody [HRP]            |
| NB720-B            | Rabbit anti-Mouse IgG (H+L) Secondary Antibody [Biotin] |
| NBP1-96778         | Mouse IgG2a Isotype Control (M2A)                       |
| H00011035-P01-25ug | Recombinant Human RIPK3/RIP3 GST (N-Term) Protein       |

---

### **Limitations**

This product is for research use only and is not approved for use in humans or in clinical diagnosis. Primary Antibodies are guaranteed for 1 year from date of receipt.

For more information on our 100% guarantee, please visit [www.novusbio.com/guarantee](http://www.novusbio.com/guarantee)

Earn gift cards/discounts by submitting a review: [www.novusbio.com/reviews/submit/NBP2-73912](http://www.novusbio.com/reviews/submit/NBP2-73912)

Earn gift cards/discounts by submitting a publication using this product:  
[www.novusbio.com/publications](http://www.novusbio.com/publications)

