

Product Datasheet

Rad9 Antibody (OT17B11) - Azide and BSA Free NBP2-73783

Unit Size: 100 ug

Store at -20C. Avoid freeze-thaw cycles.

www.novusbio.com



technical@novusbio.com

Protocols, Publications, Related Products, Reviews, Research Tools and Images at:
www.novusbio.com/NBP2-73783

Updated 10/23/2024 v.20.1

Earn rewards for product
reviews and publications.

Submit a publication at www.novusbio.com/publications

Submit a review at www.novusbio.com/reviews/destination/NBP2-73783



NBP2-73783

Rad9 Antibody (OTI7B11) - Azide and BSA Free

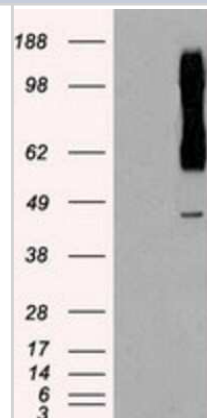
| Product Information | |
|-----------------------------|--|
| Unit Size | 100 ug |
| Concentration | LYOPH mg/ml |
| Storage | Store at -20C. Avoid freeze-thaw cycles. |
| Clonality | Monoclonal |
| Clone | OTI7B11 |
| Preservative | No Preservative |
| Reconstitution Instructions | we recommend adding 100uL distilled water to a final antibody concentration of about 1 mg/mL. To use this carrier-free antibody for conjugation experiment, we strongly recommend performing another round of desalting process. |
| Isotype | IgG2a |
| Purity | Immunogen affinity purified |
| Buffer | Lyophilized from PBS (pH 7.3) with 8% Trehalose |
| Target Molecular Weight | 42.5 kDa |

| Product Description | |
|---------------------|---|
| Host | Mouse |
| Gene ID | 5883 |
| Gene Symbol | RAD9A |
| Species | Human |
| Immunogen | Full-length protein expressed in 293T cell transfected with human RAD9A expression vector |

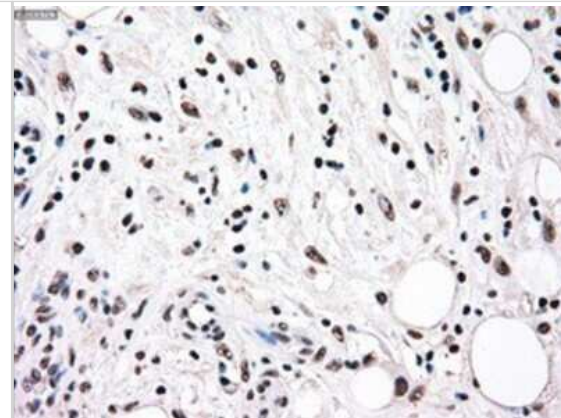
| Product Application Details | |
|-----------------------------|--|
| Applications | Western Blot, Immunohistochemistry |
| Recommended Dilutions | Western Blot 1:2000, Immunohistochemistry 1:50 |

Images

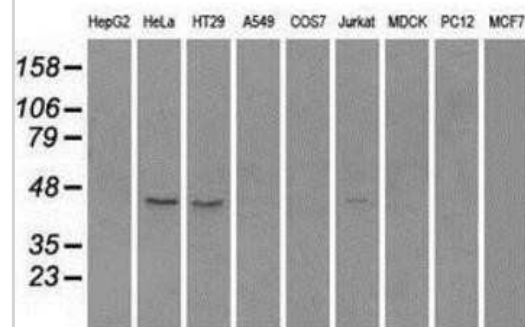
Western Blot: Rad9 Antibody (OTI7B11) - Azide and BSA Free [NBP2-73783] - HEK293T cells were transfected with the pCMV6-ENTRY control (Left lane) or pCMV6-ENTRY Rad9 (Right lane) cDNA for 48 hrs and lysed. Equivalent amounts of cell lysates (5 ug per lane) were separated by SDS-PAGE and immunoblotted with anti-Rad9.



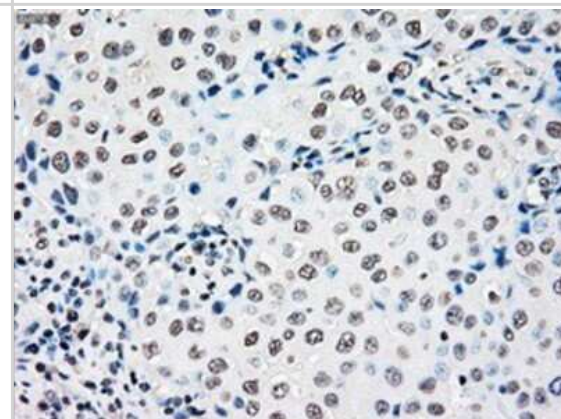
Immunohistochemistry: Rad9 Antibody (OT17B11) - Azide and BSA Free [NBP2-73783] - Staining of paraffin-embedded Carcinoma of pancreas tissue using anti-Rad9 mouse monoclonal antibody.



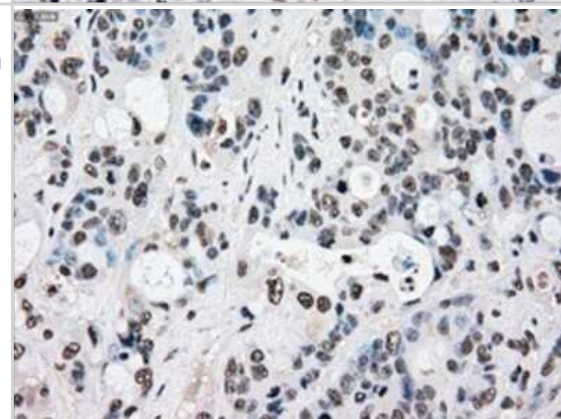
Western Blot: Rad9 Antibody (OT17B11) - Azide and BSA Free [NBP2-73783] - Analysis of extracts (35ug) from 9 different cell lines by using anti-Rad9 monoclonal antibody.



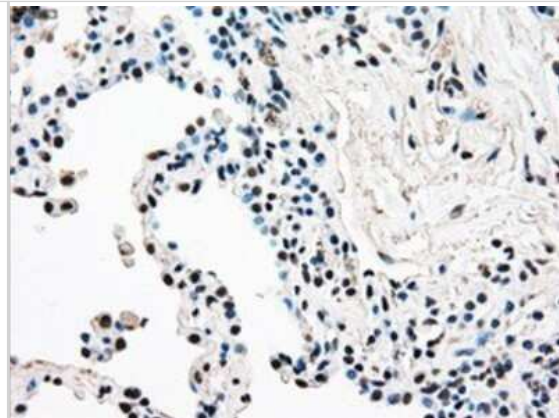
Immunohistochemistry: Rad9 Antibody (OT17B11) - Azide and BSA Free [NBP2-73783] - Staining of paraffin-embedded Adenocarcinoma of breast tissue using anti-Rad9 mouse monoclonal antibody.



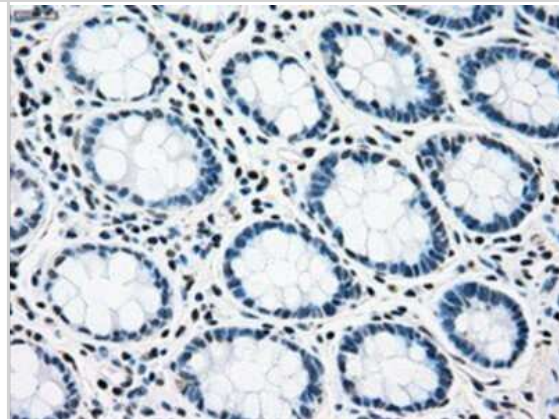
Immunohistochemistry: Rad9 Antibody (OT17B11) - Azide and BSA Free [NBP2-73783] - Staining of paraffin-embedded Adenocarcinoma of colon tissue using anti-Rad9 mouse monoclonal antibody.



Immunohistochemistry: Rad9 Antibody (OT17B11) - Azide and BSA Free [NBP2-73783] - Staining of paraffin-embedded Carcinoma of lung tissue using anti-Rad9 mouse monoclonal antibody.



Immunohistochemistry: Rad9 Antibody (OT17B11) - Azide and BSA Free [NBP2-73783] - Staining of paraffin-embedded colon tissue using anti-Rad9 mouse monoclonal antibody.





Novus Biologicals USA

10730 E. Briarwood Avenue
Centennial, CO 80112
USA
Phone: 303.730.1950
Toll Free: 1.888.506.6887
Fax: 303.730.1966
nb-customerservice@bio-techne.com

Bio-Techne Canada

21 Canmotor Ave
Toronto, ON M8Z 4E6
Canada
Phone: 905.827.6400
Toll Free: 855.668.8722
Fax: 905.827.6402
canada.inquires@bio-techne.com

Bio-Techne Ltd

19 Barton Lane
Abingdon Science Park
Abingdon, OX14 3NB, United Kingdom
Phone: (44) (0) 1235 529449
Free Phone: 0800 37 34 15
Fax: (44) (0) 1235 533420
info.EMEA@bio-techne.com

General Contact Information

www.novusbio.com
Technical Support: nb-technical@bio-techne.com
Orders: nb-customerservice@bio-techne.com
General: novus@novusbio.com

Products Related to NBP2-73783

| | |
|---------------|---|
| HAF007 | Goat anti-Mouse IgG Secondary Antibody [HRP] |
| NB720-B | Rabbit anti-Mouse IgG (H+L) Secondary Antibody [Biotin] |
| NBP1-96778 | Mouse IgG2a Isotype Control (M2A) |
| NBP2-56383PEP | Rad9 Recombinant Protein Antigen |

Limitations

This product is for research use only and is not approved for use in humans or in clinical diagnosis. Primary Antibodies are guaranteed for 1 year from date of receipt.

For more information on our 100% guarantee, please visit www.novusbio.com/guarantee

Earn gift cards/discounts by submitting a review: www.novusbio.com/reviews/submit/NBP2-73783

Earn gift cards/discounts by submitting a publication using this product:
www.novusbio.com/publications

