

Product Datasheet

RABL2A Antibody (OTI4A3) - Azide and BSA Free NBP2-73777

Unit Size: 100 ug

Store at -20C. Avoid freeze-thaw cycles.

www.novusbio.com



technical@novusbio.com

Protocols, Publications, Related Products, Reviews, Research Tools and Images at:
www.novusbio.com/NBP2-73777

Updated 2/25/2026 v.20.1

Earn rewards for product
reviews and publications.

Submit a publication at www.novusbio.com/publications

Submit a review at www.novusbio.com/reviews/destination/NBP2-73777



NBP2-73777

RABL2A Antibody (OTI4A3) - Azide and BSA Free

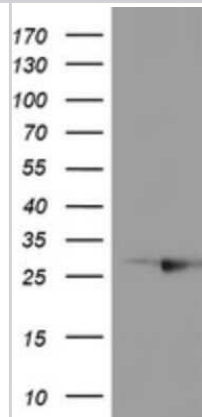
Product Information	
Unit Size	100 ug
Concentration	LYOPH mg/ml
Storage	Store at -20C. Avoid freeze-thaw cycles.
Clonality	Monoclonal
Clone	OTI4A3
Preservative	No Preservative
Reconstitution Instructions	we recommend adding 100uL distilled water to a final antibody concentration of about 1 mg/mL. To use this carrier-free antibody for conjugation experiment, we strongly recommend performing another round of desalting process.
Isotype	IgG2a
Purity	Immunogen affinity purified
Buffer	Lyophilized from PBS (pH 7.3) with 8% Trehalose
Target Molecular Weight	25.9 kDa

Product Description	
Description	Novus Biologicals Mouse RABL2A Antibody (OTI4A3) - Azide and BSA Free (NBP2-45513) is a monoclonal antibody validated for use in IHC and WB. All Novus Biologicals antibodies are covered by our 100% guarantee.
Host	Mouse
Gene ID	11159
Gene Symbol	RABL2A
Species	Human, Rat
Immunogen	Full length human recombinant protein of human RABL2A(NP_009013) produced in HEK293T cell.

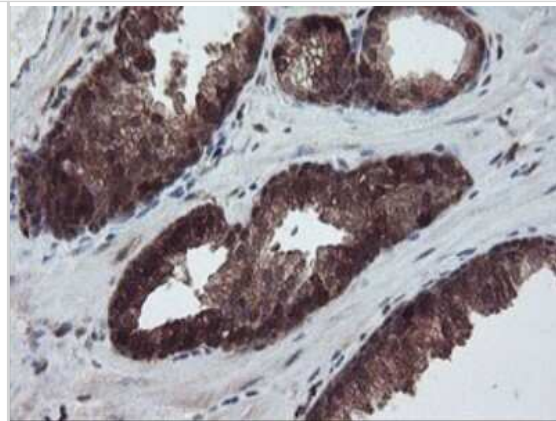
Product Application Details	
Applications	Western Blot, Immunohistochemistry-Paraffin, Immunohistochemistry
Recommended Dilutions	Western Blot 1:2000, Immunohistochemistry 1:150, Immunohistochemistry-Paraffin

Images

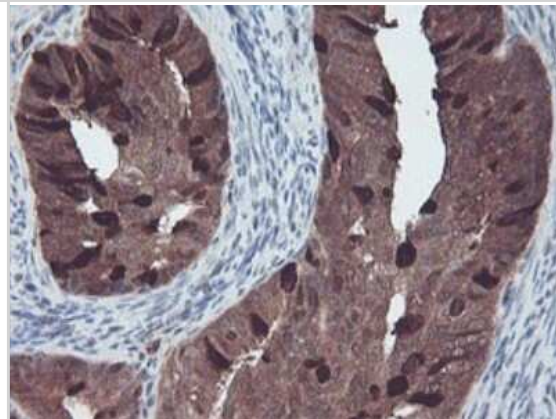
Western Blot: RABL2A Antibody (OTI4A3) - Azide and BSA Free [NBP2-73777] - Analysis of HEK293T cells were transfected with the pCMV6-ENTRY control (Left lane) or pCMV6-ENTRY RABL2A.



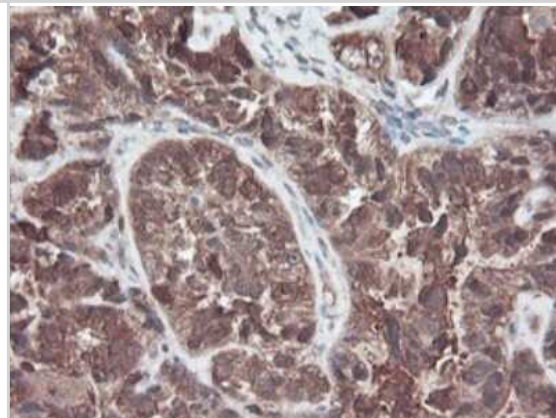
Immunohistochemistry: RABL2A Antibody (OTI4A3) - Azide and BSA Free [NBP2-73777] - Analysis of Carcinoma of Human prostate tissue.



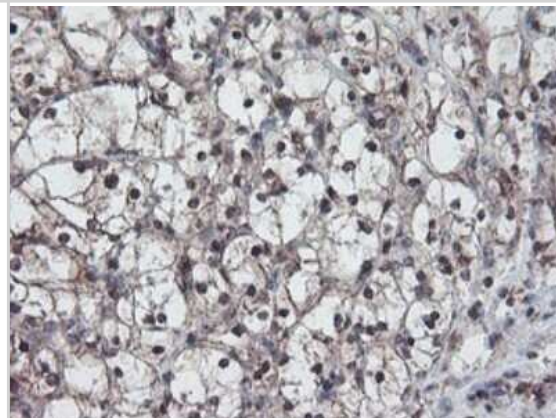
Immunohistochemistry: RABL2A Antibody (OTI4A3) - Azide and BSA Free [NBP2-73777] - Analysis of Adenocarcinoma of Human endometrium tissue.



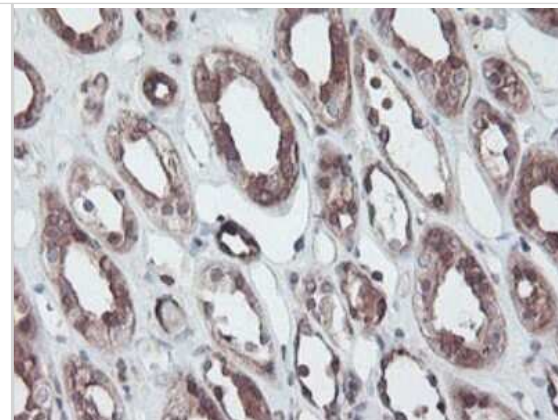
Immunohistochemistry: RABL2A Antibody (OTI4A3) - Azide and BSA Free [NBP2-73777] - Analysis of Adenocarcinoma of Human ovary tissue.



Immunohistochemistry: RABL2A Antibody (OTI4A3) - Azide and BSA Free [NBP2-73777] - Analysis of Carcinoma of Human kidney tissue.



Immunohistochemistry: RABL2A Antibody (OTI4A3) - Azide and BSA Free [NBP2-73777] - Analysis of Human Kidney tissue within the normal limits.





Novus Biologicals USA

10730 E. Briarwood Avenue
Centennial, CO 80112
USA
Phone: 303.730.1950
Toll Free: 1.888.506.6887
Fax: 303.730.1966
nb-customerservice@bio-techne.com

Bio-Techne Canada

21 Canmotor Ave
Toronto, ON M8Z 4E6
Canada
Phone: 905.827.6400
Toll Free: 855.668.8722
Fax: 905.827.6402
canada.inquires@bio-techne.com

Bio-Techne Ltd

19 Barton Lane
Abingdon Science Park
Abingdon, OX14 3NB, United Kingdom
Phone: (44) (0) 1235 529449
Free Phone: 0800 37 34 15
Fax: (44) (0) 1235 533420
info.EMEA@bio-techne.com

General Contact Information

www.novusbio.com
Technical Support: nb-technical@bio-
techne.com
Orders: nb-customerservice@bio-techne.com
General: novus@novusbio.com

Limitations

This product is for research use only and is not approved for use in humans or in clinical diagnosis. Primary Antibodies are guaranteed for 1 year from date of receipt.

For more information on our 100% guarantee, please visit www.novusbio.com/guarantee

Earn gift cards/discounts by submitting a review: www.novusbio.com/reviews/submit/NBP2-73777

Earn gift cards/discounts by submitting a publication using this product:
www.novusbio.com/publications

