

# Product Datasheet

## Prominin 2 Antibody (OTI6B7) - Azide and BSA Free NBP2-73616

Unit Size: 100 ug

Store at -20C. Avoid freeze-thaw cycles.

[www.novusbio.com](http://www.novusbio.com)



[technical@novusbio.com](mailto:technical@novusbio.com)

Protocols, Publications, Related Products, Reviews, Research Tools and Images at:  
[www.novusbio.com/NBP2-73616](http://www.novusbio.com/NBP2-73616)

Updated 10/23/2024 v.20.1

Earn rewards for product  
reviews and publications.

Submit a publication at [www.novusbio.com/publications](http://www.novusbio.com/publications)

Submit a review at [www.novusbio.com/reviews/destination/NBP2-73616](http://www.novusbio.com/reviews/destination/NBP2-73616)



**NBP2-73616**

Prominin 2 Antibody (OTI6B7) - Azide and BSA Free

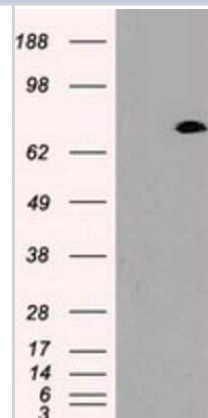
Product Information	
Unit Size	100 ug
Concentration	LYOPH mg/ml
Storage	Store at -20C. Avoid freeze-thaw cycles.
Clonality	Monoclonal
Clone	OTI6B7
Preservative	No Preservative
Reconstitution Instructions	we recommend adding 100uL distilled water to a final antibody concentration of about 1 mg/mL. To use this carrier-free antibody for conjugation experiment, we strongly recommend performing another round of desalting process.
Isotype	IgG1
Purity	Immunogen affinity purified
Buffer	Lyophilized from PBS (pH 7.3) with 8% Trehalose
Target Molecular Weight	91.9 kDa

Product Description	
Host	Mouse
Gene ID	150696
Gene Symbol	PROM2
Species	Human
Immunogen	Full-length protein expressed in 293T cell transfected with human PROM2 expression vector

Product Application Details	
Applications	Western Blot, Immunohistochemistry
Recommended Dilutions	Western Blot 1:2000, Immunohistochemistry 1:50

**Images**

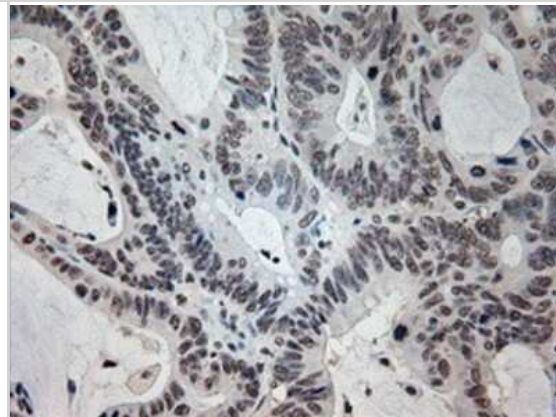
Western Blot: Prominin 2 Antibody (OTI6B7) - Azide and BSA Free [NBP2-73616] - HEK293T cells were transfected with the pCMV6-ENTRY control (Left lane) or pCMV6-ENTRY Prominin 2 (Right lane) cDNA for 48 hrs and lysed. Equivalent amounts of cell lysates (5 ug per lane) were separated by SDS-PAGE and immunoblotted with anti-Prominin 2.



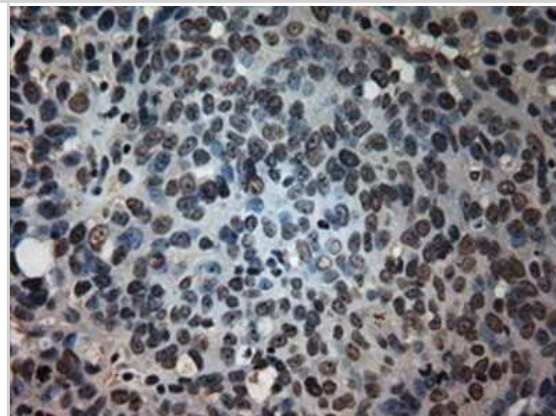
Immunohistochemistry: Prominin 2 Antibody (OTI6B7) - Azide and BSA Free [NBP2-73616] - Staining of paraffin-embedded lung tissue using anti-Prominin 2 mouse monoclonal antibody.



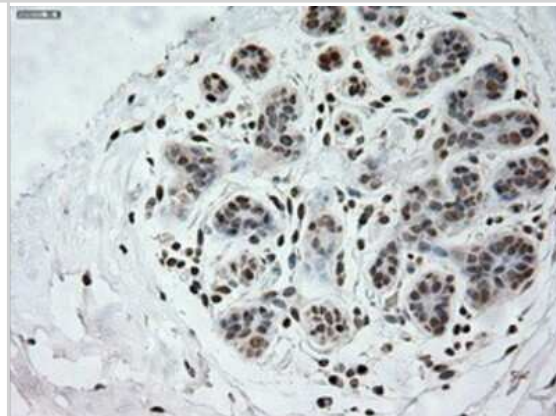
Immunohistochemistry: Prominin 2 Antibody (OTI6B7) - Azide and BSA Free [NBP2-73616] - Staining of paraffin-embedded Adenocarcinoma of colon tissue using anti-Prominin 2 mouse monoclonal antibody.



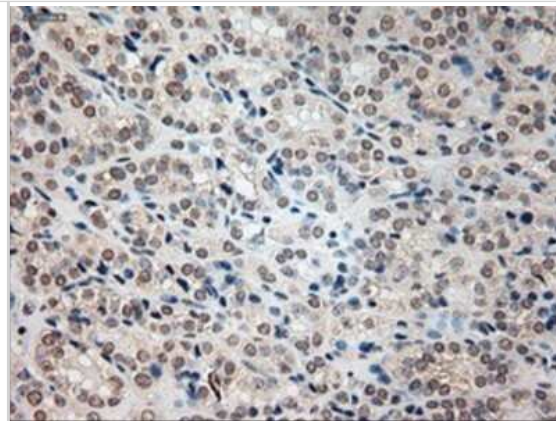
Immunohistochemistry: Prominin 2 Antibody (OTI6B7) - Azide and BSA Free [NBP2-73616] - Staining of paraffin-embedded Adenocarcinoma of ovary tissue using anti-Prominin 2 mouse monoclonal antibody.



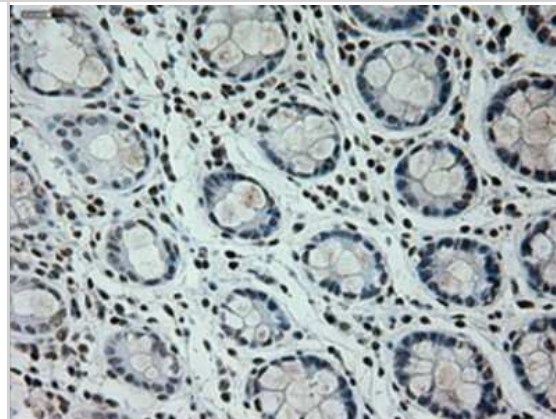
Immunohistochemistry: Prominin 2 Antibody (OTI6B7) - Azide and BSA Free [NBP2-73616] - Staining of paraffin-embedded breast tissue using anti-Prominin 2 mouse monoclonal antibody.



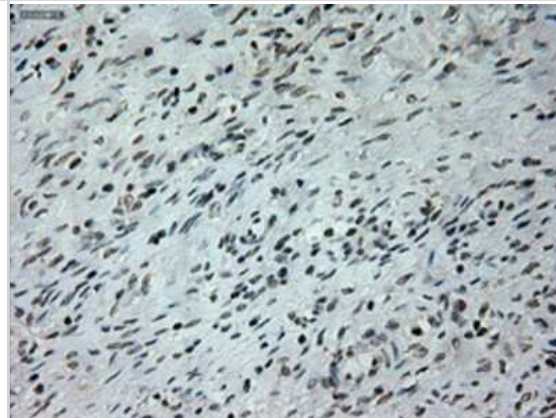
Immunohistochemistry: Prominin 2 Antibody (OTI6B7) - Azide and BSA Free [NBP2-73616] - Staining of paraffin-embedded Carcinoma of thyroid tissue using anti-Prominin 2 mouse monoclonal antibody.



Immunohistochemistry: Prominin 2 Antibody (OTI6B7) - Azide and BSA Free [NBP2-73616] - Staining of paraffin-embedded colon tissue using anti-Prominin 2 mouse monoclonal antibody.



Immunohistochemistry: Prominin 2 Antibody (OTI6B7) - Azide and BSA Free [NBP2-73616] - Staining of paraffin-embedded Ovary tissue using anti-Prominin 2 mouse monoclonal antibody.







### **Novus Biologicals USA**

10730 E. Briarwood Avenue  
Centennial, CO 80112  
USA  
Phone: 303.730.1950  
Toll Free: 1.888.506.6887  
Fax: 303.730.1966  
nb-customerservice@bio-techne.com

### **Bio-Techne Canada**

21 Canmotor Ave  
Toronto, ON M8Z 4E6  
Canada  
Phone: 905.827.6400  
Toll Free: 855.668.8722  
Fax: 905.827.6402  
canada.inquires@bio-techne.com

### **Bio-Techne Ltd**

19 Barton Lane  
Abingdon Science Park  
Abingdon, OX14 3NB, United Kingdom  
Phone: (44) (0) 1235 529449  
Free Phone: 0800 37 34 15  
Fax: (44) (0) 1235 533420  
info.EMEA@bio-techne.com

### **General Contact Information**

www.novusbio.com  
Technical Support: nb-technical@bio-techne.com  
Orders: nb-customerservice@bio-techne.com  
General: novus@novusbio.com

### **Products Related to NBP2-73616**

---

HAF007	Goat anti-Mouse IgG Secondary Antibody [HRP]
NB720-B	Rabbit anti-Mouse IgG (H+L) Secondary Antibody [Biotin]
NBP1-97005-0.5mg	Mouse IgG1 Isotype Control (MG1)
NBP2-38032PEP	Prominin 2 Recombinant Protein Antigen

---

### **Limitations**

This product is for research use only and is not approved for use in humans or in clinical diagnosis. Primary Antibodies are guaranteed for 1 year from date of receipt.

For more information on our 100% guarantee, please visit [www.novusbio.com/guarantee](http://www.novusbio.com/guarantee)

Earn gift cards/discounts by submitting a review: [www.novusbio.com/reviews/submit/NBP2-73616](http://www.novusbio.com/reviews/submit/NBP2-73616)

Earn gift cards/discounts by submitting a publication using this product:  
[www.novusbio.com/publications](http://www.novusbio.com/publications)

