

# Product Datasheet

## Noggin Antibody (OTI1H8) - Azide and BSA Free NBP2-73030

Unit Size: 100 ug

Store at -20C. Avoid freeze-thaw cycles.

[www.novusbio.com](http://www.novusbio.com)



[technical@novusbio.com](mailto:technical@novusbio.com)

Protocols, Publications, Related Products, Reviews, Research Tools and Images at:  
[www.novusbio.com/NBP2-73030](http://www.novusbio.com/NBP2-73030)

Updated 10/23/2024 v.20.1

Earn rewards for product  
reviews and publications.

Submit a publication at [www.novusbio.com/publications](http://www.novusbio.com/publications)

Submit a review at [www.novusbio.com/reviews/destination/NBP2-73030](http://www.novusbio.com/reviews/destination/NBP2-73030)



**NBP2-73030**

Noggin Antibody (OTI1H8) - Azide and BSA Free


Product Information	
Unit Size	100 ug
Concentration	LYOPH mg/ml
Storage	Store at -20C. Avoid freeze-thaw cycles.
Clonality	Monoclonal
Clone	OTI1H8
Preservative	No Preservative
Reconstitution Instructions	we recommend adding 100uL distilled water to a final antibody concentration of about 1 mg/mL. To use this carrier-free antibody for conjugation experiment, we strongly recommend performing another round of desalting process.
Isotype	IgG2b
Purity	Immunogen affinity purified
Buffer	Lyophilized from PBS (pH 7.3) with 8% Trehalose
Target Molecular Weight	23.7 kDa

Product Description	
Host	Mouse
Gene ID	9241
Gene Symbol	NOG
Species	Human, Mouse, Rat
Reactivity Notes	Please note that this antibody is reactive to Mouse and derived from the same host, Mouse. Mouse-On-Mouse blocking reagent may be needed for IHC and ICC experiments to reduce high background signal. You can find these reagents under catalog numbers PK-2200-NB and MP-2400-NB. Please contact Technical Support if you have any questions.
Immunogen	Human recombinant protein fragment corresponding to amino acids 28-232 of human noggin (NP_005441) produced in E.coli.

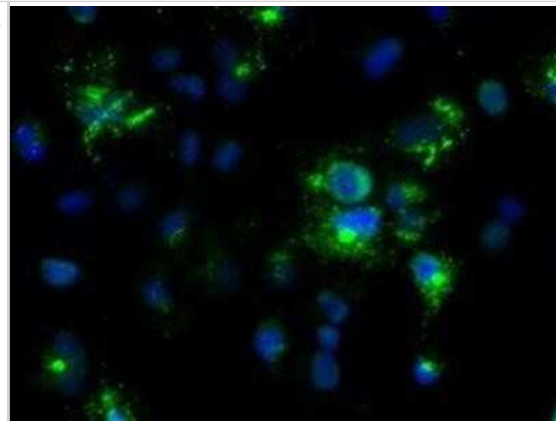
Product Application Details	
Applications	Western Blot, Immunocytochemistry/ Immunofluorescence, Immunohistochemistry
Recommended Dilutions	Western Blot 1:20000-40000, Immunohistochemistry 1:50, Immunocytochemistry/ Immunofluorescence 1:100

**Images**

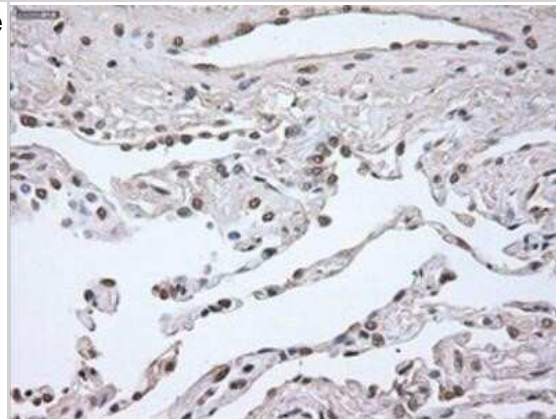
Western Blot: Noggin Antibody (OTI1H8) - Azide and BSA Free [NBP2-73030] - Noggingin antibody (1H8) at 1:40000 + Recombinant human Noggingin.



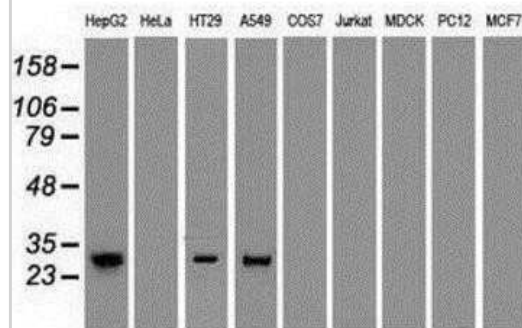
Immunocytochemistry/Immunofluorescence: Noggin Antibody (OT11H8) - Azide and BSA Free [NBP2-73030] - Staining of COS7 cells transiently transfected by pCMV6-ENTRY Noggin.




Immunohistochemistry: Noggin Antibody (OT11H8) - Azide and BSA Free [NBP2-73030] - Staining of paraffin-embedded Human lung tissue using anti-Noggin mouse monoclonal antibody.



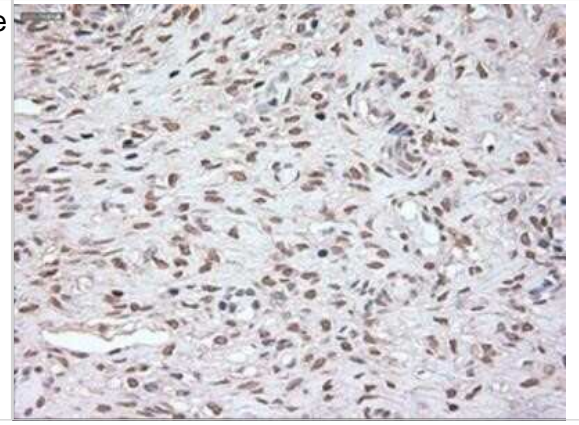
Western Blot: Noggin Antibody (OT11H8) - Azide and BSA Free [NBP2-73030] - Analysis of extracts (35ug) from 9 different cell lines by using anti-Noggin monoclonal antibody.



Western Blot: Noggin Antibody (OT11H8) - Azide and BSA Free [NBP2-73030] - HEK293T cells were transfected with the pCMV6-ENTRY control (Left lane) or pCMV6-ENTRY Noggin (Right lane) cDNA for 48 hrs and lysed. Equivalent amounts of cell lysates (5 ug per lane) were separated by SDS-PAGE and immunoblotted with anti-Noggin.



Immunohistochemistry: Noggin Antibody (OT11H8) - Azide and BSA Free [NBP2-73030] - Staining of paraffin-embedded Human Ovary tissue using anti-Noggin mouse monoclonal antibody.





### **Novus Biologicals USA**

10730 E. Briarwood Avenue  
Centennial, CO 80112  
USA  
Phone: 303.730.1950  
Toll Free: 1.888.506.6887  
Fax: 303.730.1966  
nb-customerservice@bio-techne.com

### **Bio-Techne Canada**

21 Canmotor Ave  
Toronto, ON M8Z 4E6  
Canada  
Phone: 905.827.6400  
Toll Free: 855.668.8722  
Fax: 905.827.6402  
canada.inquires@bio-techne.com

### **Bio-Techne Ltd**

19 Barton Lane  
Abingdon Science Park  
Abingdon, OX14 3NB, United Kingdom  
Phone: (44) (0) 1235 529449  
Free Phone: 0800 37 34 15  
Fax: (44) (0) 1235 533420  
info.EMEA@bio-techne.com

### **General Contact Information**

www.novusbio.com  
Technical Support: nb-technical@bio-techne.com  
Orders: nb-customerservice@bio-techne.com  
General: novus@novusbio.com

### **Products Related to NBP2-73030**

---

HAF007	Goat anti-Mouse IgG Secondary Antibody [HRP]
NB720-B	Rabbit anti-Mouse IgG (H+L) Secondary Antibody [Biotin]
NBP2-27231	Mouse IgG2b Isotype Control (MPC-11)
NBP2-35098-5ug	Recombinant Mouse Noggin Protein

---

### **Limitations**

This product is for research use only and is not approved for use in humans or in clinical diagnosis. Primary Antibodies are guaranteed for 1 year from date of receipt.

For more information on our 100% guarantee, please visit [www.novusbio.com/guarantee](http://www.novusbio.com/guarantee)

Earn gift cards/discounts by submitting a review: [www.novusbio.com/reviews/submit/NBP2-73030](http://www.novusbio.com/reviews/submit/NBP2-73030)

Earn gift cards/discounts by submitting a publication using this product:  
[www.novusbio.com/publications](http://www.novusbio.com/publications)

