

Product Datasheet

Nicotinamide N-Methyltransferase/NNMT Antibody (OTI3D8) - Azide and BSA Free NBP2-72984

Unit Size: 100 ug

Store at -20C. Avoid freeze-thaw cycles.

www.novusbio.com



technical@novusbio.com

Protocols, Publications, Related Products, Reviews, Research Tools and Images at:
www.novusbio.com/NBP2-72984

Updated 10/23/2024 v.20.1

Earn rewards for product
reviews and publications.

Submit a publication at www.novusbio.com/publications

Submit a review at www.novusbio.com/reviews/destination/NBP2-72984



NBP2-72984

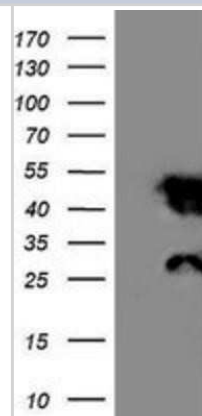
Nicotinamide N-Methyltransferase/NNMT Antibody (OTI3D8) - Azide and BSA Free

Product Information	
Unit Size	100 ug
Concentration	LYOPH mg/ml
Storage	Store at -20C. Avoid freeze-thaw cycles.
Clonality	Monoclonal
Clone	OTI3D8
Preservative	No Preservative
Reconstitution Instructions	we recommend adding 100uL distilled water to a final antibody concentration of about 1 mg/mL. To use this carrier-free antibody for conjugation experiment, we strongly recommend performing another round of desalting process.
Isotype	IgG2b
Purity	Immunogen affinity purified
Buffer	Lyophilized from PBS (pH 7.3) with 8% Trehalose
Target Molecular Weight	29.4 kDa
Product Description	
Host	Mouse
Gene ID	4837
Gene Symbol	NNMT
Species	Human, Mouse, Rat
Reactivity Notes	Please note that this antibody is reactive to Mouse and derived from the same host, Mouse. Mouse-On-Mouse blocking reagent may be needed for IHC and ICC experiments to reduce high background signal. You can find these reagents under catalog numbers PK-2200-NB and MP-2400-NB. Please contact Technical Support if you have any questions.
Immunogen	Full length human recombinant protein of human NNMT(NP_006160) produced in HEK293T cell.
Product Application Details	
Applications	Western Blot, Flow Cytometry, Immunocytochemistry/ Immunofluorescence, Immunohistochemistry, CyTOF-ready, Knockout Validated
Recommended Dilutions	Western Blot 1:500-2000, Flow Cytometry 1:100, Immunohistochemistry 1:150, Immunocytochemistry/ Immunofluorescence 1:100, CyTOF-ready, Knockout Validated

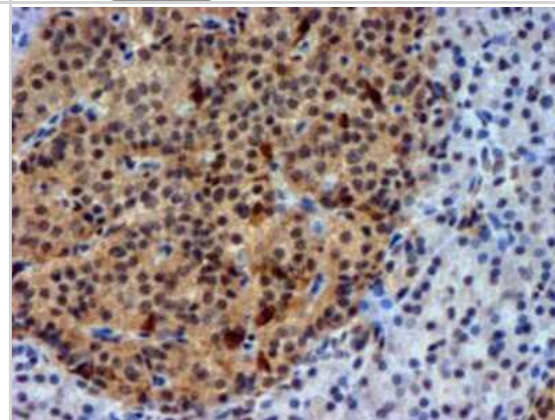


Images

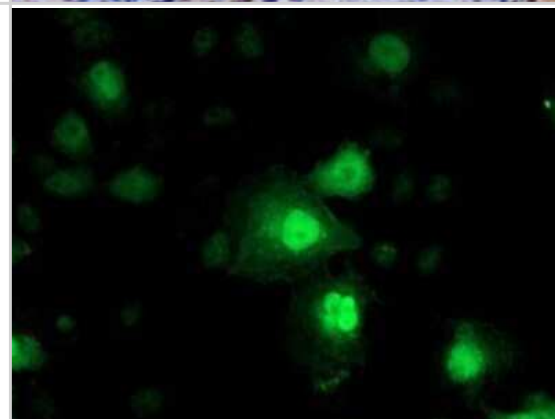
Western Blot: Nicotinamide N-Methyltransferase/NNMT Antibody (OTI3D8) - Azide and BSA Free [NBP2-72984] - HEK293T cells were transfected with the pCMV6-ENTRY control (Left lane) or pCMV6-ENTRY NNMT (Right lane) cDNA for 48 hrs and lysed. Equivalent amounts of cell lysates (5 ug per lane) were separated by SDS-PAGE and immunoblotted with anti-NNMT.



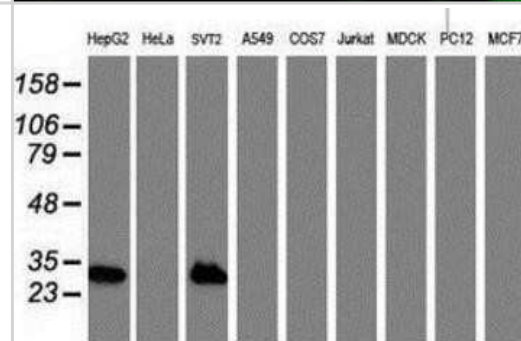
Immunohistochemistry: Nicotinamide N-Methyltransferase/NNMT Antibody (OTI3D8) - Azide and BSA Free [NBP2-72984] - Staining of paraffin-embedded Human pancreas tissue using anti-NNMT mouse monoclonal antibody.



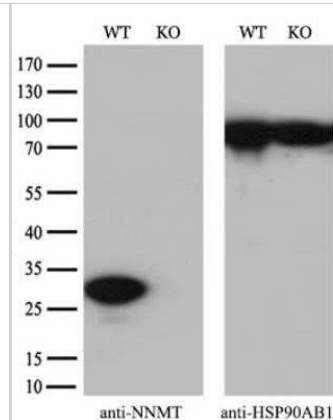
Flow Cytometry: Nicotinamide N-Methyltransferase/NNMT Antibody (OTI3D8) - Azide and BSA Free [NBP2-72984] - Staining of COS7 cells transiently transfected by pCMV6-ENTRY NNMT.



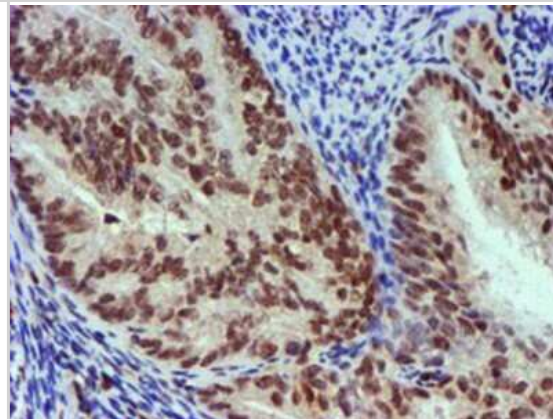
Western Blot: Nicotinamide N-Methyltransferase/NNMT Antibody (OTI3D8) - Azide and BSA Free [NBP2-72984] - Analysis of extracts (35ug) from 9 different cell lines by using anti-NNMT monoclonal antibody.



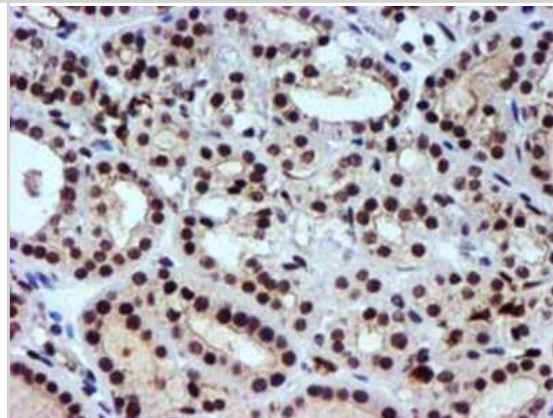
Western Blot: Nicotinamide N-Methyltransferase/NNMT Antibody (OTI3D8) - Azide and BSA Free [NBP2-72984] - Equivalent amounts of cell lysates (10 ug per lane) of wild-type HeLa cells and NNMT-Knockout HeLa cells were separated by SDS-PAGE and immunoblotted with anti-NNMT monoclonal antibody (1:500). Then the blotted membrane was stripped and re probed with anti



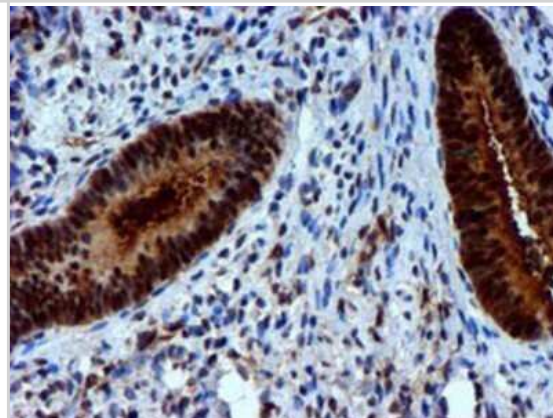
Immunohistochemistry: Nicotinamide N-Methyltransferase/NNMT Antibody (OTI3D8) - Azide and BSA Free [NBP2-72984] - Staining of paraffin-embedded Adenocarcinoma of Human endometrium tissue using anti-NNMT mouse monoclonal antibody.



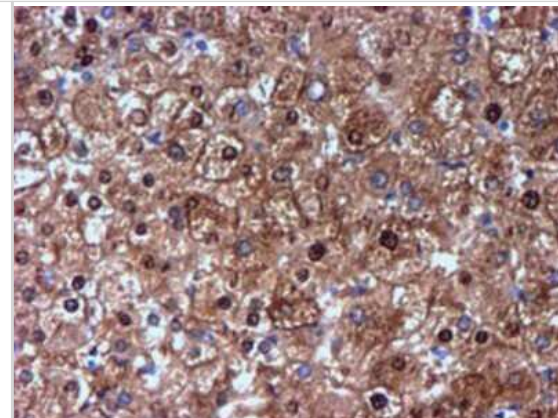
Immunohistochemistry: Nicotinamide N-Methyltransferase/NNMT Antibody (OTI3D8) - Azide and BSA Free [NBP2-72984] - Staining of paraffin-embedded Carcinoma of Human thyroid tissue using anti-NNMT mouse monoclonal antibody.



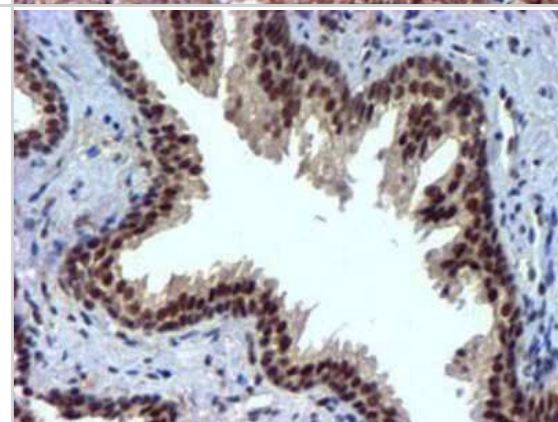
Immunohistochemistry: Nicotinamide N-Methyltransferase/NNMT Antibody (OTI3D8) - Azide and BSA Free [NBP2-72984] - Staining of paraffin-embedded Human endometrium tissue using anti-NNMT mouse monoclonal antibody.



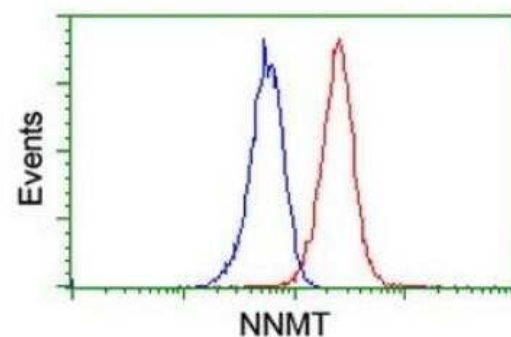
Immunohistochemistry: Nicotinamide N-Methyltransferase/NNMT Antibody (OTI3D8) - Azide and BSA Free [NBP2-72984] - Staining of paraffin-embedded Human liver tissue using anti-NNMT mouse monoclonal antibody.



Immunohistochemistry: Nicotinamide N-Methyltransferase/NNMT Antibody (OTI3D8) - Azide and BSA Free [NBP2-72984] - Staining of paraffin-embedded Human prostate tissue using anti-NNMT mouse monoclonal antibody.



Flow Cytometry: Nicotinamide N-Methyltransferase/NNMT Antibody (OTI3D8) - Azide and BSA Free [NBP2-72984] - Analysis of Jurkat cells, using anti-NNMT antibody (Red), compared to a nonspecific negative control antibody (Blue).





Novus Biologicals USA

10730 E. Briarwood Avenue
Centennial, CO 80112
USA
Phone: 303.730.1950
Toll Free: 1.888.506.6887
Fax: 303.730.1966
nb-customerservice@bio-techne.com

Bio-Techne Canada

21 Canmotor Ave
Toronto, ON M8Z 4E6
Canada
Phone: 905.827.6400
Toll Free: 855.668.8722
Fax: 905.827.6402
canada.inquires@bio-techne.com

Bio-Techne Ltd

19 Barton Lane
Abingdon Science Park
Abingdon, OX14 3NB, United Kingdom
Phone: (44) (0) 1235 529449
Free Phone: 0800 37 34 15
Fax: (44) (0) 1235 533420
info.EMEA@bio-techne.com

General Contact Information

www.novusbio.com
Technical Support: nb-technical@bio-techne.com
Orders: nb-customerservice@bio-techne.com
General: novus@novusbio.com

Products Related to NBP2-72984

HAF007	Goat anti-Mouse IgG Secondary Antibody [HRP]
NB720-B	Rabbit anti-Mouse IgG (H+L) Secondary Antibody [Biotin]
NBP2-27231	Mouse IgG2b Isotype Control (MPC-11)
NBP2-59656-20ug	Recombinant Mouse Nicotinamide N-Methyltransferase/NNMT His Protein

Limitations

This product is for research use only and is not approved for use in humans or in clinical diagnosis. Primary Antibodies are guaranteed for 1 year from date of receipt.

For more information on our 100% guarantee, please visit www.novusbio.com/guarantee

Earn gift cards/discounts by submitting a review: www.novusbio.com/reviews/submit/NBP2-72984

Earn gift cards/discounts by submitting a publication using this product:
www.novusbio.com/publications

