

Product Datasheet

MAB21L3 Antibody (OTI2A3) - Azide and BSA Free NBP2-72562

Unit Size: 100 ug

Store at -20C. Avoid freeze-thaw cycles.

www.novusbio.com



technical@novusbio.com

Protocols, Publications, Related Products, Reviews, Research Tools and Images at:
www.novusbio.com/NBP2-72562

Updated 10/23/2024 v.20.1

Earn rewards for product
reviews and publications.

Submit a publication at www.novusbio.com/publications

Submit a review at www.novusbio.com/reviews/destination/NBP2-72562



NBP2-72562


MAB21L3 Antibody (OTI2A3) - Azide and BSA Free

Product Information	
Unit Size	100 ug
Concentration	LYOPH mg/ml
Storage	Store at -20C. Avoid freeze-thaw cycles.
Clonality	Monoclonal
Clone	OTI2A3
Preservative	No Preservative
Reconstitution Instructions	we recommend adding 100uL distilled water to a final antibody concentration of about 1 mg/mL. To use this carrier-free antibody for conjugation experiment, we strongly recommend performing another round of desalting process.
Isotype	IgG1
Purity	Immunogen affinity purified
Buffer	Lyophilized from PBS (pH 7.3) with 8% Trehalose
Target Molecular Weight	42.2 kDa
Product Description	
Host	Mouse
Gene ID	126868
Gene Symbol	MAB21L3
Species	Human
Immunogen	Full length human recombinant protein of human C1orf161 (NP_689580) produced in HEK293T cell.
Product Application Details	
Applications	Western Blot, Flow Cytometry, Immunocytochemistry/ Immunofluorescence, CyTOF-ready
Recommended Dilutions	Western Blot 1:500, Flow Cytometry 1:100, Immunocytochemistry/ Immunofluorescence 1:100, CyTOF-ready

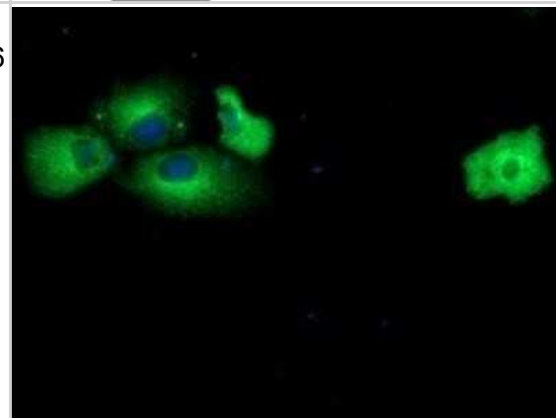


Images

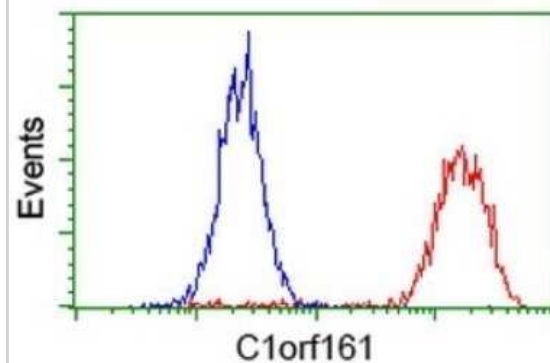
Western Blot: MAB21L3 Antibody (OTI2A3) - Azide and BSA Free [NBP2-72562] - Analysis of HEK293T cells were transfected with the pCMV6-ENTRY control (Left lane) or pCMV6-ENTRY MAB21L3.



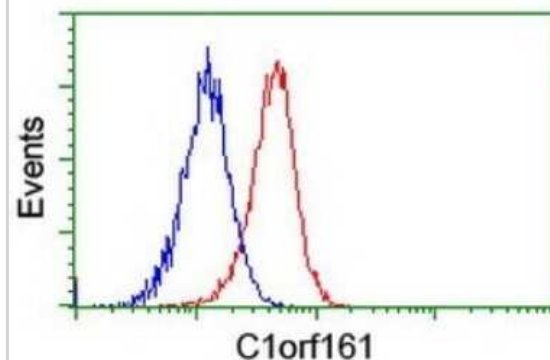
Flow Cytometry: MAB21L3 Antibody (OTI2A3) - Azide and BSA Free [NBP2-72562] - Analysis of COS7 cells transiently transfected by pCMV6-ENTRY C1orf161.



Flow Cytometry: MAB21L3 Antibody (OTI2A3) - Azide and BSA Free [NBP2-72562] - Analysis of Hela cells, using C1orf161 antibody (Red), compared to a nonspecific negative control antibody (Blue).



Flow Cytometry: MAB21L3 Antibody (OTI2A3) - Azide and BSA Free [NBP2-72562] - Analysis of Jurkat cells, using C1orf161 antibody (Red), compared to a nonspecific negative control antibody (Blue).





Novus Biologicals USA

10730 E. Briarwood Avenue
Centennial, CO 80112
USA
Phone: 303.730.1950
Toll Free: 1.888.506.6887
Fax: 303.730.1966
nb-customerservice@bio-techne.com

Bio-Techne Canada

21 Canmotor Ave
Toronto, ON M8Z 4E6
Canada
Phone: 905.827.6400
Toll Free: 855.668.8722
Fax: 905.827.6402
canada.inquires@bio-techne.com

Bio-Techne Ltd

19 Barton Lane
Abingdon Science Park
Abingdon, OX14 3NB, United Kingdom
Phone: (44) (0) 1235 529449
Free Phone: 0800 37 34 15
Fax: (44) (0) 1235 533420
info.EMEA@bio-techne.com

General Contact Information

www.novusbio.com
Technical Support: nb-technical@bio-techne.com
Orders: nb-customerservice@bio-techne.com
General: novus@novusbio.com

Products Related to NBP2-72562

HAF007	Goat anti-Mouse IgG Secondary Antibody [HRP]
NB720-B	Rabbit anti-Mouse IgG (H+L) Secondary Antibody [Biotin]
NBP1-97005-0.5mg	Mouse IgG1 Isotype Control (MG1)
NBP2-55489PEP	MAB21L3 Recombinant Protein Antigen

Limitations

This product is for research use only and is not approved for use in humans or in clinical diagnosis. Primary Antibodies are guaranteed for 1 year from date of receipt.

For more information on our 100% guarantee, please visit www.novusbio.com/guarantee

Earn gift cards/discounts by submitting a review: www.novusbio.com/reviews/submit/NBP2-72562

Earn gift cards/discounts by submitting a publication using this product:
www.novusbio.com/publications

