

# Product Datasheet

## COCO/DAND5 Antibody (OTI2H3) - Azide and BSA Free NBP2-72456

Unit Size: 100 ug

Store at -20C. Avoid freeze-thaw cycles.

[www.novusbio.com](http://www.novusbio.com)



[technical@novusbio.com](mailto:technical@novusbio.com)

Protocols, Publications, Related Products, Reviews, Research Tools and Images at:  
[www.novusbio.com/NBP2-72456](http://www.novusbio.com/NBP2-72456)

Updated 10/23/2024 v.20.1

Earn rewards for product  
reviews and publications.

Submit a publication at [www.novusbio.com/publications](http://www.novusbio.com/publications)

Submit a review at [www.novusbio.com/reviews/destination/NBP2-72456](http://www.novusbio.com/reviews/destination/NBP2-72456)



**NBP2-72456**

COCO/DAND5 Antibody (OTI2H3) - Azide and BSA Free

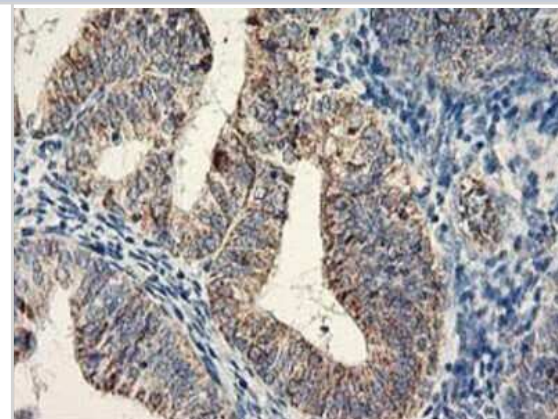
Product Information	
Unit Size	100 ug
Concentration	LYOPH mg/ml
Storage	Store at -20C. Avoid freeze-thaw cycles.
Clonality	Monoclonal
Clone	OTI2H3
Preservative	No Preservative
Reconstitution Instructions	we recommend adding 100uL distilled water to a final antibody concentration of about 1 mg/mL. To use this carrier-free antibody for conjugation experiment, we strongly recommend performing another round of desalting process.
Isotype	IgG1
Purity	Immunogen affinity purified
Buffer	Lyophilized from PBS (pH 7.3) with 8% Trehalose
Target Molecular Weight	18 kDa

Product Description	
Host	Mouse
Gene ID	199699
Gene Symbol	DAND5
Species	Human
Immunogen	Human recombinant protein fragment corresponding to amino acids 23-189 of human DAND5(NP_689867) produced in E.coli.

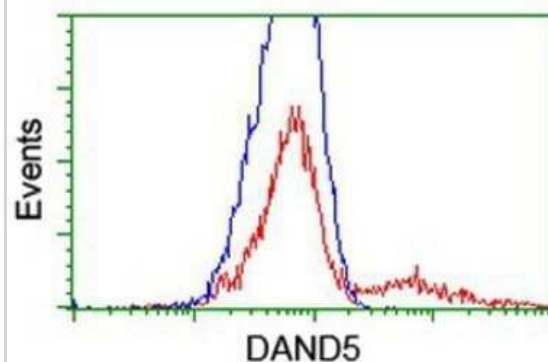
Product Application Details	
Applications	Western Blot, Flow Cytometry, Immunohistochemistry, CyTOF-ready
Recommended Dilutions	Western Blot 1:500-2000, Flow Cytometry 1:100, Immunohistochemistry 1:150, CyTOF-ready

**Images**

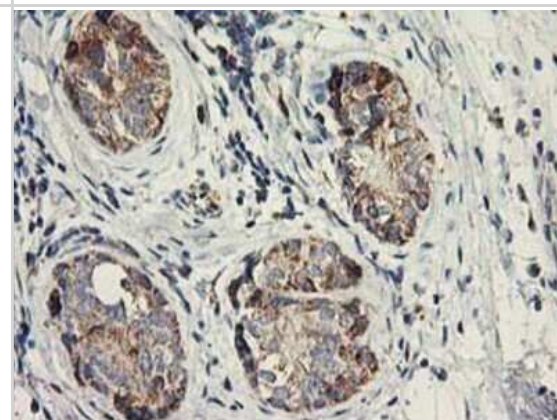
Immunohistochemistry: COCO/DAND5 Antibody (OTI2H3) - Azide and BSA Free [NBP2-72456] - Staining of paraffin-embedded Adenocarcinoma of Human endometrium tissue using anti-DAND5 mouse monoclonal antibody.



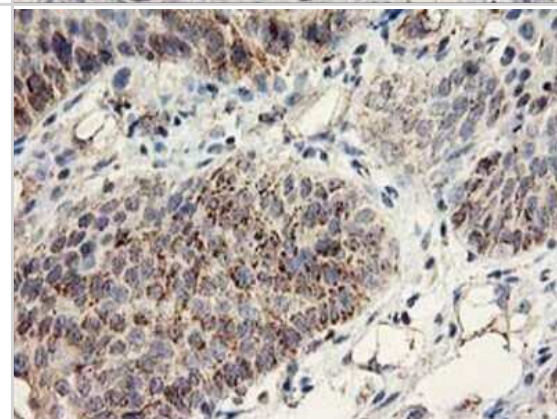
Flow Cytometry: COCO/DAND5 Antibody (OTI2H3) - Azide and BSA Free [NBP2-72456] - HEK293T cells transfected with either overexpression plasmid (Red) or empty vector control plasmid (Blue) were immunostaining by anti-DAND5 antibody, and then analyzed by flow cytometry.



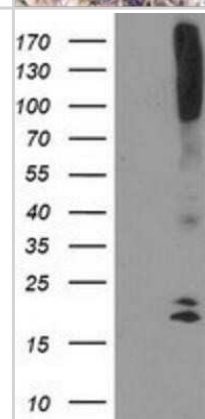
Immunohistochemistry: COCO/DAND5 Antibody (OTI2H3) - Azide and BSA Free [NBP2-72456] - Staining of paraffin-embedded Adenocarcinoma of Human breast tissue using anti-DAND5 mouse monoclonal antibody.



Immunohistochemistry: COCO/DAND5 Antibody (OTI2H3) - Azide and BSA Free [NBP2-72456] - Staining of paraffin-embedded Carcinoma of Human bladder tissue using anti-DAND5 mouse monoclonal antibody.



Flow Cytometry: COCO/DAND5 Antibody (OTI2H3) - Azide and BSA Free [NBP2-72456] - HEK293T cells were transfected with the pCMV6-ENTRY control (Left lane) or pCMV6-ENTRY DAND5 (Right lane) cDNA for 48 hrs and lysed. Equivalent amounts of cell lysates (5 ug per lane) were separated by SDS-PAGE and immunoblotted with anti-DAND5.





### **Novus Biologicals USA**

10730 E. Briarwood Avenue  
Centennial, CO 80112  
USA  
Phone: 303.730.1950  
Toll Free: 1.888.506.6887  
Fax: 303.730.1966  
nb-customerservice@bio-techne.com

### **Bio-Techne Canada**

21 Canmotor Ave  
Toronto, ON M8Z 4E6  
Canada  
Phone: 905.827.6400  
Toll Free: 855.668.8722  
Fax: 905.827.6402  
canada.inquires@bio-techne.com

### **Bio-Techne Ltd**

19 Barton Lane  
Abingdon Science Park  
Abingdon, OX14 3NB, United Kingdom  
Phone: (44) (0) 1235 529449  
Free Phone: 0800 37 34 15  
Fax: (44) (0) 1235 533420  
info.EMEA@bio-techne.com

### **General Contact Information**

[www.novusbio.com](http://www.novusbio.com)  
Technical Support: nb-technical@bio-techne.com  
Orders: nb-customerservice@bio-techne.com  
General: novus@novusbio.com

### **Products Related to NBP2-72456**

---

HAF007	Goat anti-Mouse IgG Secondary Antibody [HRP]
NB720-B	Rabbit anti-Mouse IgG (H+L) Secondary Antibody [Biotin]
NBP1-97005-0.5mg	Mouse IgG1 Isotype Control (MG1)
NBP2-13899PEP	COCO/DAND5 Recombinant Protein Antigen

---

### **Limitations**

This product is for research use only and is not approved for use in humans or in clinical diagnosis. Primary Antibodies are guaranteed for 1 year from date of receipt.

For more information on our 100% guarantee, please visit [www.novusbio.com/guarantee](http://www.novusbio.com/guarantee)

Earn gift cards/discounts by submitting a review: [www.novusbio.com/reviews/submit/NBP2-72456](http://www.novusbio.com/reviews/submit/NBP2-72456)

Earn gift cards/discounts by submitting a publication using this product:  
[www.novusbio.com/publications](http://www.novusbio.com/publications)

