

Product Datasheet

ACSF2 Antibody (OT16E4) - Azide and BSA Free NBP2-72220

Unit Size: 100 ug

Store at -20C. Avoid freeze-thaw cycles.

www.novusbio.com



technical@novusbio.com

Protocols, Publications, Related Products, Reviews, Research Tools and Images at:
www.novusbio.com/NBP2-72220

Updated 10/23/2024 v.20.1

Earn rewards for product
reviews and publications.

Submit a publication at www.novusbio.com/publications

Submit a review at www.novusbio.com/reviews/destination/NBP2-72220



NBP2-72220

ACSF2 Antibody (OTI6E4) - Azide and BSA Free

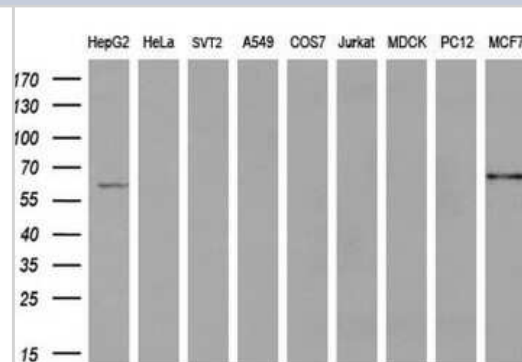
Product Information	
Unit Size	100 ug
Concentration	LYOPH mg/ml
Storage	Store at -20C. Avoid freeze-thaw cycles.
Clonality	Monoclonal
Clone	OTI6E4
Preservative	No Preservative
Reconstitution Instructions	we recommend adding 100uL distilled water to a final antibody concentration of about 1 mg/mL. To use this carrier-free antibody for conjugation experiment, we strongly recommend performing another round of desalting process.
Isotype	IgG1
Purity	Immunogen affinity purified
Buffer	Lyophilized from PBS (pH 7.3) with 8% Trehalose
Target Molecular Weight	67.9 kDa

Product Description	
Host	Mouse
Gene ID	80221
Gene Symbol	ACSF2
Species	Human
Immunogen	Full length human recombinant protein of human ACSF2(NP_079425) produced in HEK293T cell.

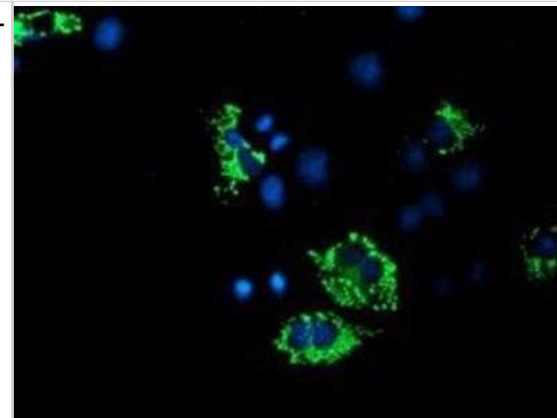
Product Application Details	
Applications	Western Blot, Flow Cytometry, Immunocytochemistry/ Immunofluorescence, Immunohistochemistry, CyTOF-ready
Recommended Dilutions	Western Blot, Flow Cytometry 1:100, Immunohistochemistry 1:150, Immunocytochemistry/ Immunofluorescence 1:100, CyTOF-ready

Images

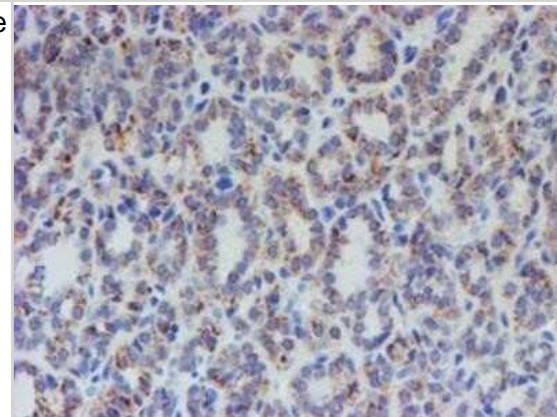
Western Blot: ACSF2 Antibody (OTI6E4) - Azide and BSA Free [NBP2-72220] - Analysis of extracts (35ug) from 9 different cell lines by using anti-ACSF2 monoclonal antibody (HepG2: human; HeLa: human; SVT2: mouse; A549: human; COS7: monkey; Jurkat: human; MDCK: canine; PC12: rat; MCF7: human) (1:200).



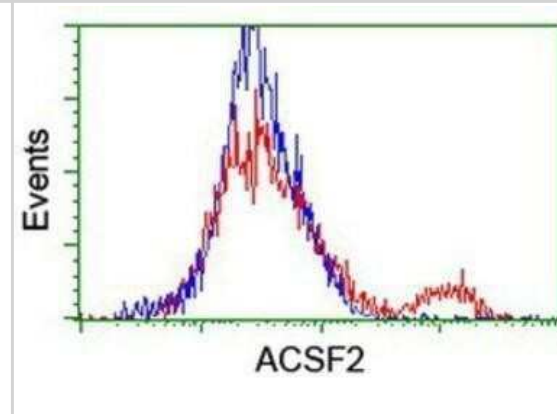
Immunocytochemistry/Immunofluorescence: ACSF2 Antibody (OTI6E4) - Azide and BSA Free [NBP2-72220] - Staining of COS7 cells transiently transfected by pCMV6-ENTRY ACSF2.



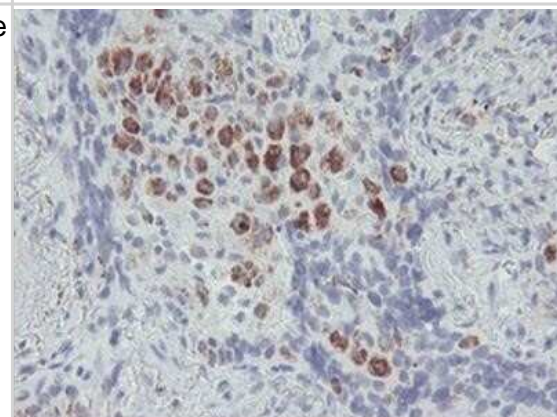
Immunohistochemistry: ACSF2 Antibody (OTI6E4) - Azide and BSA Free [NBP2-72220] - Staining of paraffin-embedded Carcinoma of Human thyroid tissue using anti-ACSF2 mouse monoclonal antibody.



Flow Cytometry: ACSF2 Antibody (OTI6E4) - Azide and BSA Free [NBP2-72220] - HEK293T cells transfected with either overexpression plasmid (Red) or empty vector control plasmid (Blue) were immunostaining by anti-ACSF2 antibody, and then analyzed by flow cytometry.



Immunohistochemistry: ACSF2 Antibody (OTI6E4) - Azide and BSA Free [NBP2-72220] - Staining of paraffin-embedded Carcinoma of Human lung tissue using anti-ACSF2 mouse monoclonal antibody.





Novus Biologicals USA

10730 E. Briarwood Avenue
Centennial, CO 80112
USA
Phone: 303.730.1950
Toll Free: 1.888.506.6887
Fax: 303.730.1966
nb-customerservice@bio-techne.com

Bio-Techne Canada

21 Canmotor Ave
Toronto, ON M8Z 4E6
Canada
Phone: 905.827.6400
Toll Free: 855.668.8722
Fax: 905.827.6402
canada.inquires@bio-techne.com

Bio-Techne Ltd

19 Barton Lane
Abingdon Science Park
Abingdon, OX14 3NB, United Kingdom
Phone: (44) (0) 1235 529449
Free Phone: 0800 37 34 15
Fax: (44) (0) 1235 533420
info.EMEA@bio-techne.com

General Contact Information

www.novusbio.com
Technical Support: nb-technical@bio-techne.com
Orders: nb-customerservice@bio-techne.com
General: novus@novusbio.com

Products Related to NBP2-72220

HAF007	Goat anti-Mouse IgG Secondary Antibody [HRP]
NB720-B	Rabbit anti-Mouse IgG (H+L) Secondary Antibody [Biotin]
NBP1-97005-0.5mg	Mouse IgG1 Isotype Control (MG1)
NBP2-52166-0.1mg	Recombinant Human ACSF2 His Protein

Limitations

This product is for research use only and is not approved for use in humans or in clinical diagnosis. Primary Antibodies are guaranteed for 1 year from date of receipt.

For more information on our 100% guarantee, please visit www.novusbio.com/guarantee

Earn gift cards/discounts by submitting a review: www.novusbio.com/reviews/submit/NBP2-72220

Earn gift cards/discounts by submitting a publication using this product:
www.novusbio.com/publications

