

# Product Datasheet

## LCMT1 Antibody (OTI2C9) - Azide and BSA Free NBP2-71927

Unit Size: 100 ug

Store at -20C. Avoid freeze-thaw cycles.

[www.novusbio.com](http://www.novusbio.com)



[technical@novusbio.com](mailto:technical@novusbio.com)

Protocols, Publications, Related Products, Reviews, Research Tools and Images at:  
[www.novusbio.com/NBP2-71927](http://www.novusbio.com/NBP2-71927)

Updated 9/9/2025 v.20.1

Earn rewards for product  
reviews and publications.

Submit a publication at [www.novusbio.com/publications](http://www.novusbio.com/publications)

Submit a review at [www.novusbio.com/reviews/destination/NBP2-71927](http://www.novusbio.com/reviews/destination/NBP2-71927)



**NBP2-71927****LCMT1 Antibody (OTI2C9) - Azide and BSA Free**

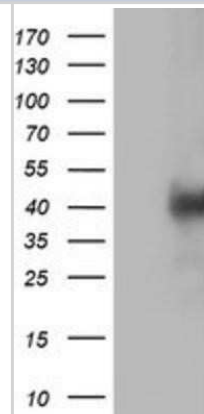
| <b>Product Information</b>         |  |
|------------------------------------|--|
| <b>Unit Size</b>                   | 100 ug   |
| <b>Concentration</b>               | LYOPH mg/ml  |
| <b>Storage</b>                     | Store at -20C. Avoid freeze-thaw cycles.   |
| <b>Clonality</b>                   | Monoclonal   |
| <b>Clone</b>                       | OTI2C9   |
| <b>Preservative</b>                | No Preservative  |
| <b>Reconstitution Instructions</b> | we recommend adding 100uL distilled water to a final antibody concentration of about 1 mg/mL. To use this carrier-free antibody for conjugation experiment, we strongly recommend performing another round of desalting process. |
| <b>Isotype</b>                     | IgG1   |
| <b>Purity</b>                      | Immunogen affinity purified  |
| <b>Buffer</b>                      | Lyophilized from PBS (pH 7.3) with 8% Trehalose  |
| <b>Target Molecular Weight</b>     | 38.2 kDa   |

| <b>Product Description</b> |   |
|----------------------------|---|
| <b>Description</b>         | Novus Biologicals Mouse LCMT1 Antibody (OTI2C9) - Azide and BSA Free (NBP2-00923) is a monoclonal antibody validated for use in IHC and WB. All Novus Biologicals antibodies are covered by our 100% guarantee.   |
| <b>Host</b>                | Mouse   |
| <b>Gene ID</b>             | 51451   |
| <b>Gene Symbol</b>         | LCMT1   |
| <b>Species</b>             | Human, Mouse, Rat, Primate, Monkey  |
| <b>Reactivity Notes</b>    | Please note that this antibody is reactive to Mouse and derived from the same host, Mouse. Mouse-On-Mouse blocking reagent may be needed for IHC and ICC experiments to reduce high background signal. You can find these reagents under catalog numbers PK-2200-NB and MP-2400-NB. Please contact Technical Support if you have any questions. |
| <b>Immunogen</b>           | Full length human recombinant protein of human LCMT1(NP_057393) produced in HEK293T cell.   |

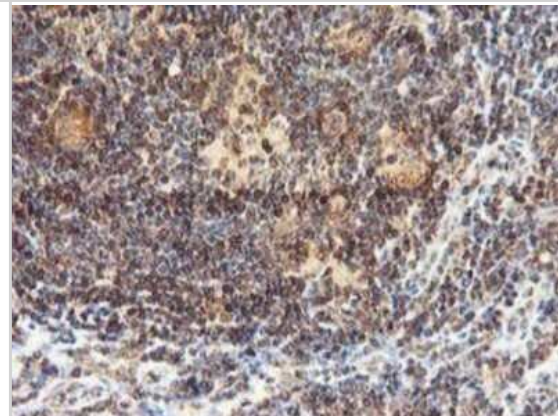
| <b>Product Application Details</b> |  |
|------------------------------------|--|
| <b>Applications</b>                | Western Blot, Immunohistochemistry-Paraffin, Immunohistochemistry                  |
| <b>Recommended Dilutions</b>       | Western Blot 1:500-2000, Immunohistochemistry 1:150, Immunohistochemistry-Paraffin |

## Images

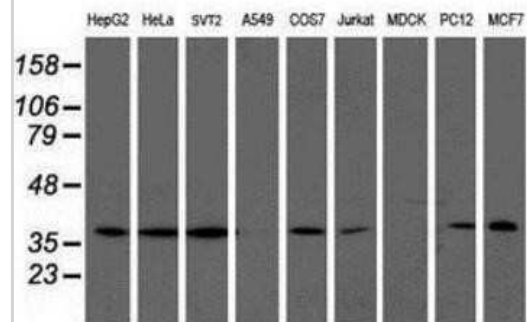
Western Blot: LCMT1 Antibody (OTI2C9) - Azide and BSA Free [NBP2-71927] - HEK293T cells were transfected with the pCMV6-ENTRY control (Left lane) or pCMV6-ENTRY LCMT1 (Right lane) cDNA for 48 hrs and lysed. Equivalent amounts of cell lysates (5 ug per lane) were separated by SDS-PAGE and immunoblotted with anti-LCMT1.



Immunohistochemistry: LCMT1 Antibody (OTI2C9) - Azide and BSA Free [NBP2-71927] - Staining of paraffin-embedded Human lymphoma tissue using anti-LCMT1 mouse monoclonal antibody.



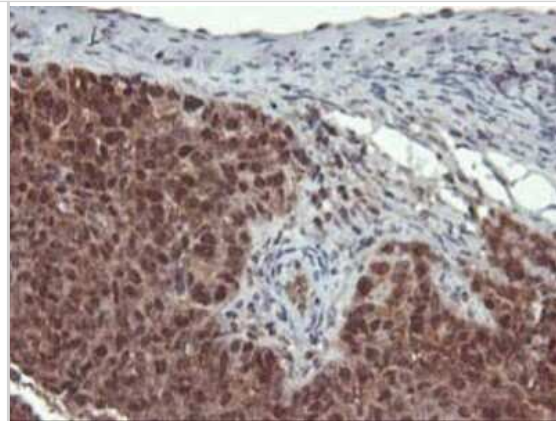
Western Blot: LCMT1 Antibody (OTI2C9) - Azide and BSA Free [NBP2-71927] - Analysis of extracts (35ug) from 9 different cell lines by using anti-LCMT1 monoclonal antibody.



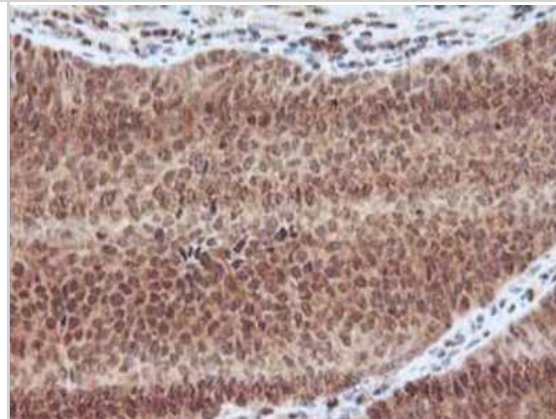
Immunohistochemistry: LCMT1 Antibody (OTI2C9) - Azide and BSA Free [NBP2-71927] - Staining of paraffin-embedded Adenocarcinoma of Human endometrium tissue using anti-LCMT1 mouse monoclonal antibody.



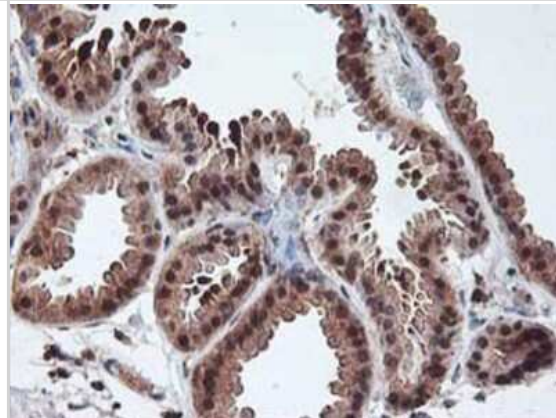
Immunohistochemistry: LCMT1 Antibody (OTI2C9) - Azide and BSA Free [NBP2-71927] - Staining of paraffin-embedded Adenocarcinoma of Human ovary tissue using anti-LCMT1 mouse monoclonal antibody.



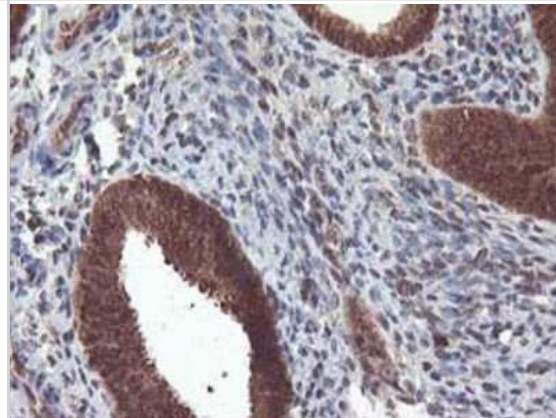
Immunohistochemistry: LCMT1 Antibody (OTI2C9) - Azide and BSA Free [NBP2-71927] - Staining of paraffin-embedded Carcinoma of Human bladder tissue using anti-LCMT1 mouse monoclonal antibody.



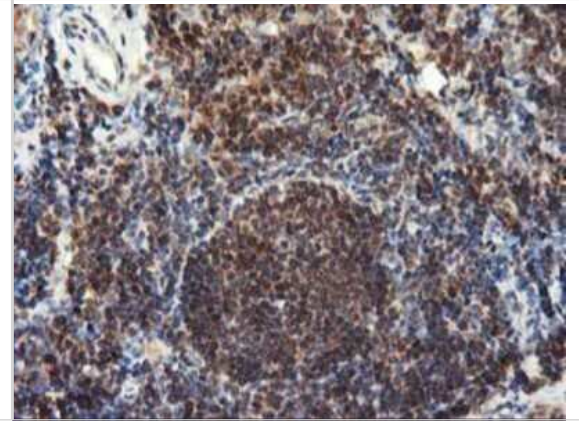
Immunohistochemistry: LCMT1 Antibody (OTI2C9) - Azide and BSA Free [NBP2-71927] - Staining of paraffin-embedded Human breast tissue using anti-LCMT1 mouse monoclonal antibody.



Immunohistochemistry: LCMT1 Antibody (OTI2C9) - Azide and BSA Free [NBP2-71927] - Staining of paraffin-embedded Human endometrium tissue using anti-LCMT1 mouse monoclonal antibody.



Immunohistochemistry: LCMT1 Antibody (OTI2C9) - Azide and BSA Free [NBP2-71927] - Staining of paraffin-embedded Human tonsil using anti-LCMT1 mouse monoclonal antibody.





### **Novus Biologicals USA**

10730 E. Briarwood Avenue  
Centennial, CO 80112  
USA  
Phone: 303.730.1950  
Toll Free: 1.888.506.6887  
Fax: 303.730.1966  
nb-customerservice@bio-techne.com

### **Bio-Techne Canada**

21 Canmotor Ave  
Toronto, ON M8Z 4E6  
Canada  
Phone: 905.827.6400  
Toll Free: 855.668.8722  
Fax: 905.827.6402  
canada.inquires@bio-techne.com

### **Bio-Techne Ltd**

19 Barton Lane  
Abingdon Science Park  
Abingdon, OX14 3NB, United Kingdom  
Phone: (44) (0) 1235 529449  
Free Phone: 0800 37 34 15  
Fax: (44) (0) 1235 533420  
info.EMEA@bio-techne.com

### **General Contact Information**

www.novusbio.com  
Technical Support: nb-technical@bio-techne.com  
Orders: nb-customerservice@bio-techne.com  
General: novus@novusbio.com

### **Products Related to NBP2-71927**

---

|                  |  |
|------------------|--|
| NBP2-33376H      | Blue Marker Antibody (6F4-F6) [HRP]                |
| HAF007           | Goat anti-Mouse IgG Secondary Antibody [HRP]       |
| NB7539           | Goat anti-Mouse IgG (H+L) Secondary Antibody [HRP] |
| NBP1-97005-0.5mg | Mouse IgG1 Isotype Control (MG1)                   |

---

### **Limitations**

This product is for research use only and is not approved for use in humans or in clinical diagnosis. Primary Antibodies are guaranteed for 1 year from date of receipt.

For more information on our 100% guarantee, please visit [www.novusbio.com/guarantee](http://www.novusbio.com/guarantee)

Earn gift cards/discounts by submitting a review: [www.novusbio.com/reviews/submit/NBP2-71927](http://www.novusbio.com/reviews/submit/NBP2-71927)

Earn gift cards/discounts by submitting a publication using this product:  
[www.novusbio.com/publications](http://www.novusbio.com/publications)

