Product Datasheet

alpha Desmuslin Antibody (OTI7H6) - Azide and BSA Free NBP2-71736

Unit Size: 100 ug

Store at -20C. Avoid freeze-thaw cycles.

www.novusbio.com technical@novusbio.com

Protocols, Publications, Related Products, Reviews, Research Tools and Images at:
www.novusbio.com/NBP2-71736

Updated 9/9/2025 v.20.1

Earn rewards for product reviews and publications.
Submit a publication at www.novusbio.com/publications
Submit a review at www.novusbio.com/reviews/destination/NBP2-71736

NBP2-71736

alpha Desmuslin Antibody (OTI7H6) - Azide and BSA Free

Product Information

Unit Size	100 ug
Concentration	LYOPH mg/ml
Storage	Store at -20C. Avoid freeze-thaw cycles.
Clonality	Monoclonal
Clone	OTI7H6
Preservative	No Preservative
Reconstitution Instructions	we recommend adding 100uL distilled water to a final antibody concentration of about 1 mg/mL. To use this carrier-free antibody for conjugation experiment, we strongly recommend performing another round of desalting process.
Isotype	IgG1
Purity	Immunogen affinity purified
Buffer	Lyophilized from PBS (pH 7.3) with 8% Trehalose
Target Molecular Weight	172.7 kDa

Product Description

Description	Novus Biologicals Mouse alpha Desmuslin Antibody (OTI7H6) - Azide and BSA Free (NBP2-46044) is a monoclonal antibody validated for use in IHC and WB. All Novus Biologicals antibodies are covered by our 100% guarantee.
Host	Mouse
Gene ID	23336
Gene Symbol	SYNM
Species	Human
Immunogen	Human recombinant protein fragment corresponding to amino acids 329-580 of human SYNM(NP_663780) produced in E.coli.

Product Application Details

Applications	Western Blot, Immunohistochemistry-Paraffin, Immunohistochemistry
Recommended Dilutions	Western Blot 1:2000, Immunohistochemistry 1:150, Immunohistochemistry-Paraffin 1:150

Images

Western Blot: alpha Desmuslin Antibody (OTI7H6) - Azide and BSA Free [NBP2-71736] - Analysis of HEK293T cells were transfected with the pCMV6-ENTRY control (Left lane) or pCMV6-ENTRY Desmuslin.



Immunohistochemistry: alpha Desmuslin Antibody (OTI7H6) - Azide and BSA Free [NBP2-71736] - Analysis of Carcinoma of Human pancreas tissue.	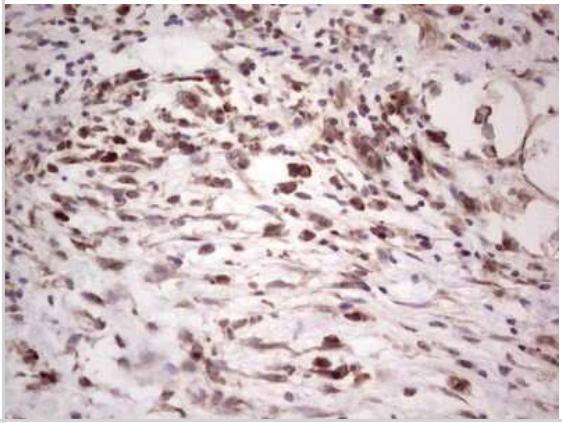
Immunohistochemistry: alpha Desmuslin Antibody (OTI7H6) - Azide and BSA Free [NBP2-71736] - Analysis of Adenocarcinoma of Human ovary tissue.	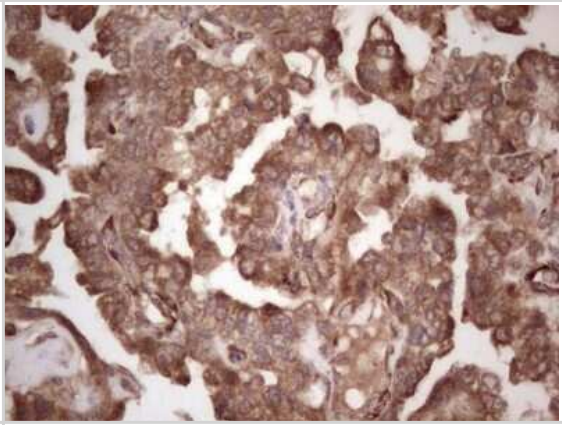
Immunohistochemistry: alpha Desmuslin Antibody (OTI7H6) - Azide and BSA Free [NBP2-71736] - Analysis of Carcinoma of Human liver tissue.	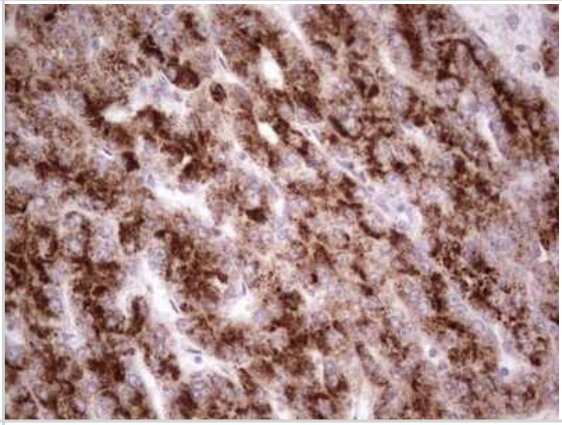
Immunohistochemistry: alpha Desmuslin Antibody (OTI7H6) - Azide and BSA Free [NBP2-71736] - Analysis of Human lymphoma tissue.	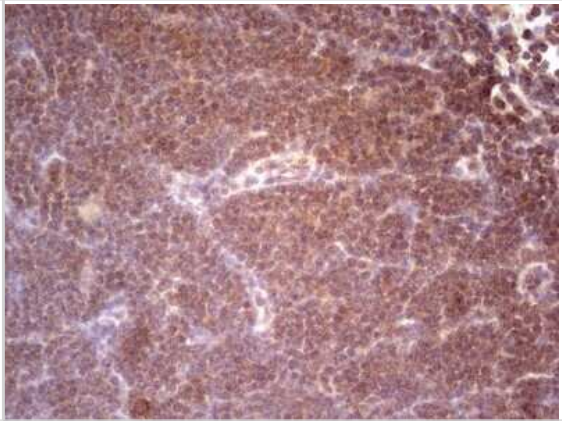

Novus Biologicals USA
10730 E. Briarwood Avenue
Centennial, CO 80112
USA
Phone: 303.730.1950
Toll Free: 1.888.506.6887
Fax: 303.730.1966
nb-customerservice@bio-techne.com

Bio-Techne Canada
21 Canmotor Ave
Toronto, ON M8Z 4E6
Canada
Phone: 905.827.6400
Toll Free: 855.668.8722
Fax: 905.827.6402
canada.inquires@bio-techne.com

Bio-Techne Ltd
19 Barton Lane
Abingdon Science Park
Abingdon, OX14 3NB, United Kingdom
Phone: (44) (0) 1235 529449
Free Phone: 0800 37 34 15
Fax: (44) (0) 1235 533420
info.EMEA@bio-techne.com

General Contact Information
www.novusbio.com
Technical Support: nb-technical@bio-techne.com
Orders: nb-customerservice@bio-techne.com
General: novus@novusbio.com

Products Related to NBP2-71736

NBP2-33376H	Blue Marker Antibody (6F4-F6) [HRP]
HAF007	Goat anti-Mouse IgG Secondary Antibody [HRP]
NB7539	Goat anti-Mouse IgG (H+L) Secondary Antibody [HRP]
NBP1-97005-0.5mg	Mouse IgG1 Isotype Control (MG1)

Limitations
This product is for research use only and is not approved for use in humans or in clinical diagnosis. Primary Antibodies are guaranteed for 1 year from date of receipt.

For more information on our 100% guarantee, please visit www.novusbio.com/guarantee

Earn gift cards/discounts by submitting a review: www.novusbio.com/reviews/submit/NBP2-71736

Earn gift cards/discounts by submitting a publication using this product: www.novusbio.com/publications