

Product Datasheet

Cytokeratin 19 Antibody (OT13F8) - Azide and BSA Free NBP2-71092

Unit Size: 100 ug

Store at -20C. Avoid freeze-thaw cycles.

www.novusbio.com



technical@novusbio.com

Protocols, Publications, Related Products, Reviews, Research Tools and Images at:
www.novusbio.com/NBP2-71092

Updated 10/23/2024 v.20.1

Earn rewards for product
reviews and publications.

Submit a publication at www.novusbio.com/publications

Submit a review at www.novusbio.com/reviews/destination/NBP2-71092



NBP2-71092

Cytokeratin 19 Antibody (OTI3F8) - Azide and BSA Free

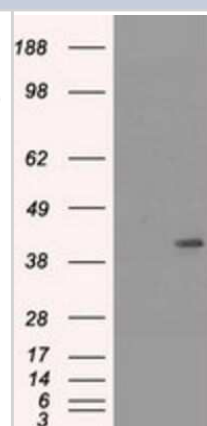
Product Information	
Unit Size	100 ug
Concentration	LYOPH mg/ml
Storage	Store at -20C. Avoid freeze-thaw cycles.
Clonality	Monoclonal
Clone	OTI3F8
Preservative	No Preservative
Reconstitution Instructions	we recommend adding 100uL distilled water to a final antibody concentration of about 1 mg/mL. To use this carrier-free antibody for conjugation experiment, we strongly recommend performing another round of desalting process.
Isotype	IgG1
Purity	Immunogen affinity purified
Buffer	Lyophilized from PBS (pH 7.3) with 8% Trehalose
Target Molecular Weight	43.9 kDa

Product Description	
Host	Mouse
Gene ID	3880
Gene Symbol	KRT19
Species	Human, Rat, Canine, Primate, Monkey
Immunogen	Recombinant fragment expressed in E.coli corresponding to amino acids 240-390 of human CK19

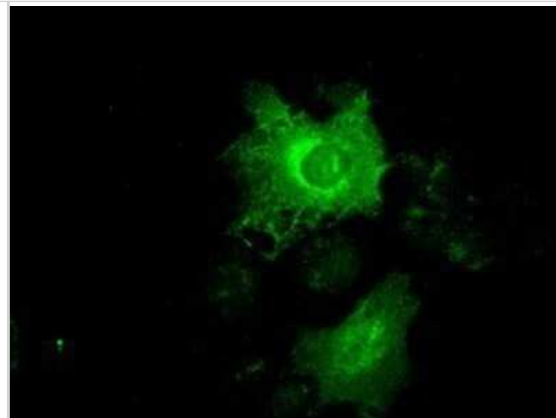
Product Application Details	
Applications	Western Blot, Immunocytochemistry/ Immunofluorescence, Immunohistochemistry
Recommended Dilutions	Western Blot 1:1000, Immunohistochemistry 1:50 - 1:150, Immunocytochemistry/ Immunofluorescence 1:100

Images

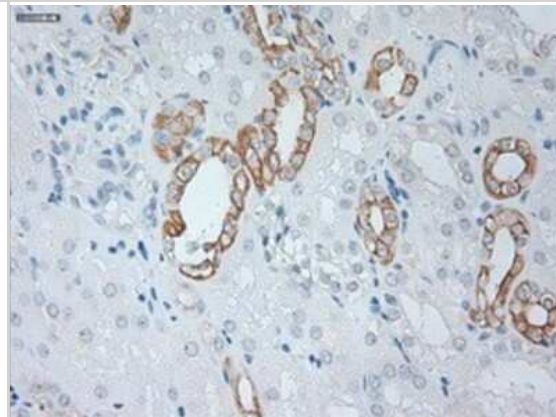
Western Blot: Cytokeratin 19 Antibody (OTI3F8) - Azide and BSA Free [NBP2-71092] - HEK293T cells were transfected with the pCMV6-ENTRY control (Left lane) or pCMV6-ENTRY Cytokeratin 19 (Right lane) cDNA for 48 hrs and lysed. Equivalent amounts of cell lysates (5 ug per lane) were separated by SDS-PAGE and immunoblotted with anti-Cytoker



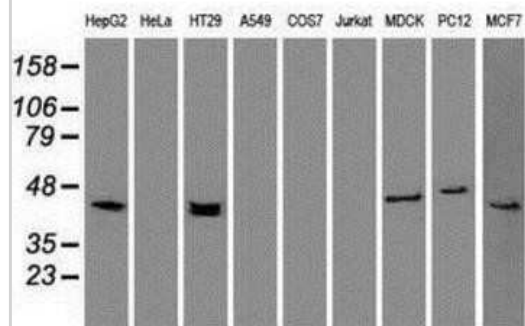
Immunocytochemistry/Immunofluorescence: Cytokeratin 19 Antibody (OTI3F8) - Azide and BSA Free [NBP2-71092] - Staining of COS7 cells transiently transfected by pCMV6-ENTRY Cytokeratin 19.



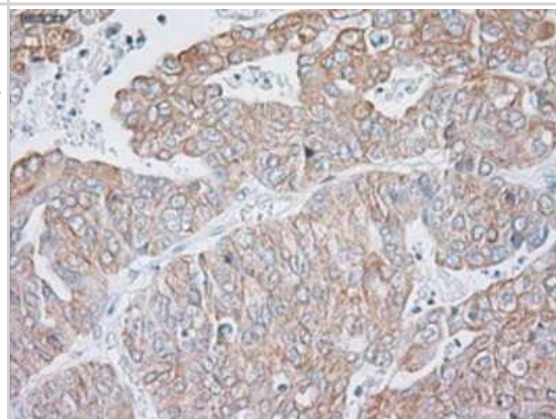
Immunohistochemistry: Cytokeratin 19 Antibody (OTI3F8) - Azide and BSA Free [NBP2-71092] - Staining of paraffin-embedded Kidney tissue using anti-Cytokeratin 19 mouse monoclonal antibody.



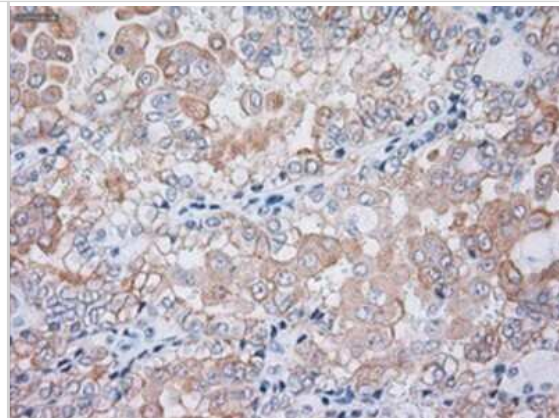
Western Blot: Cytokeratin 19 Antibody (OTI3F8) - Azide and BSA Free [NBP2-71092] - Analysis of extracts (35ug) from 9 different cell lines by using anti-Cytokeratin 19 monoclonal antibody.



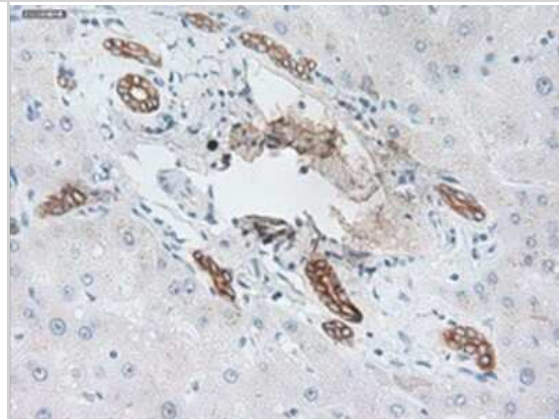
Immunohistochemistry: Cytokeratin 19 Antibody (OTI3F8) - Azide and BSA Free [NBP2-71092] - Staining of paraffin-embedded Adenocarcinoma of endometrium tissue using anti-Cytokeratin 19 mouse monoclonal antibody.



Immunohistochemistry: Cytokeratin 19 Antibody (OTI3F8) - Azide and BSA Free [NBP2-71092] - Staining of paraffin-embedded Carcinoma of kidney tissue using anti-Cytokeratin 19 mouse monoclonal antibody.



Immunohistochemistry: Cytokeratin 19 Antibody (OTI3F8) - Azide and BSA Free [NBP2-71092] - Staining of paraffin-embedded liver tissue using anti-Cytokeratin 19 mouse monoclonal antibody.





Novus Biologicals USA

10730 E. Briarwood Avenue
Centennial, CO 80112
USA
Phone: 303.730.1950
Toll Free: 1.888.506.6887
Fax: 303.730.1966
nb-customerservice@bio-techne.com

Bio-Techne Canada

21 Canmotor Ave
Toronto, ON M8Z 4E6
Canada
Phone: 905.827.6400
Toll Free: 855.668.8722
Fax: 905.827.6402
canada.inquires@bio-techne.com

Bio-Techne Ltd

19 Barton Lane
Abingdon Science Park
Abingdon, OX14 3NB, United Kingdom
Phone: (44) (0) 1235 529449
Free Phone: 0800 37 34 15
Fax: (44) (0) 1235 533420
info.EMEA@bio-techne.com

General Contact Information

www.novusbio.com
Technical Support: nb-technical@bio-techne.com
Orders: nb-customerservice@bio-techne.com
General: novus@novusbio.com

Products Related to NBP2-71092

HAF007	Goat anti-Mouse IgG Secondary Antibody [HRP]
NB720-B	Rabbit anti-Mouse IgG (H+L) Secondary Antibody [Biotin]
NBP1-97005-0.5mg	Mouse IgG1 Isotype Control (MG1)
NBP1-78278PEP	Cytokeratin 19 Antibody Blocking Peptide

Limitations

This product is for research use only and is not approved for use in humans or in clinical diagnosis. Primary Antibodies are guaranteed for 1 year from date of receipt.

For more information on our 100% guarantee, please visit www.novusbio.com/guarantee

Earn gift cards/discounts by submitting a review: www.novusbio.com/reviews/submit/NBP2-71092

Earn gift cards/discounts by submitting a publication using this product:
www.novusbio.com/publications

