

Product Datasheet

CD117/c-kit Antibody (OT12B12) - Azide and BSA Free NBP2-71076

Unit Size: 100 ug

Store at -20C. Avoid freeze-thaw cycles.

www.novusbio.com



technical@novusbio.com

Protocols, Publications, Related Products, Reviews, Research Tools and Images at:
www.novusbio.com/NBP2-71076

Updated 10/23/2024 v.20.1

Earn rewards for product
reviews and publications.

Submit a publication at www.novusbio.com/publications

Submit a review at www.novusbio.com/reviews/destination/NBP2-71076



NBP2-71076

CD117/c-kit Antibody (OTI2B12) - Azide and BSA Free


Product Information	
Unit Size	100 ug
Concentration	LYOPH mg/ml
Storage	Store at -20C. Avoid freeze-thaw cycles.
Clonality	Monoclonal
Clone	OTI2B12
Preservative	No Preservative
Reconstitution Instructions	we recommend adding 100uL distilled water to a final antibody concentration of about 1 mg/mL. To use this carrier-free antibody for conjugation experiment, we strongly recommend performing another round of desalting process.
Isotype	IgG2b
Purity	Immunogen affinity purified
Buffer	Lyophilized from PBS (pH 7.3) with 8% Trehalose
Target Molecular Weight	109.7 kDa

Product Description	
Host	Mouse
Gene ID	3815
Gene Symbol	KIT
Species	Human
Immunogen	Human recombinant protein fragment corresponding to amino acids 27-308 of human KIT(NP_000213) produced in E.coli.

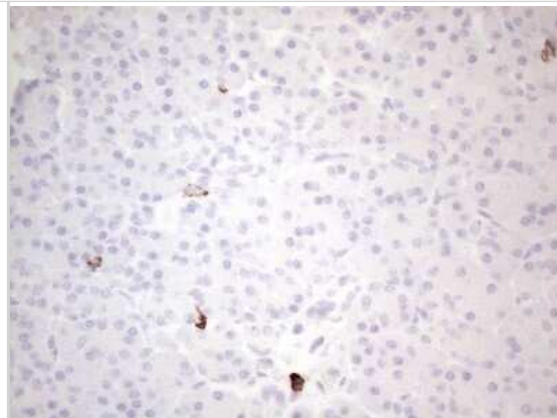
Product Application Details	
Applications	Western Blot, Immunohistochemistry, Immunohistochemistry-Paraffin
Recommended Dilutions	Western Blot 1:2000, Immunohistochemistry 1:150, Immunohistochemistry-Paraffin

Images

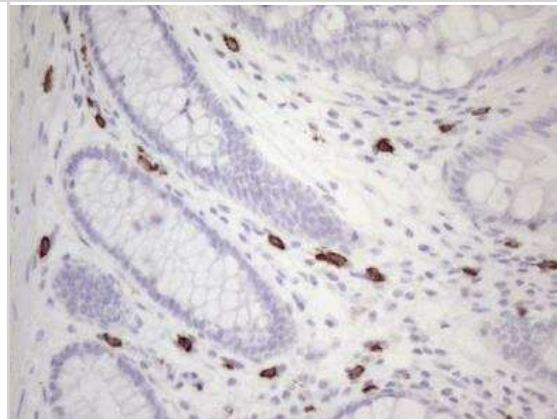
Western Blot: CD117/c-kit Antibody (OTI2B12) - Azide and BSA Free [NBP2-71076] - HEK293T cells were transfected with the pCMV6-ENTRY control (Left lane) or pCMV6-ENTRY KIT (Right lane) cDNA for 48 hrs and lysed. Equivalent amounts of cell lysates (5 ug per lane) were separated by SDS-PAGE and immunoblotted with anti-KIT (1:2000). Positive lysates.



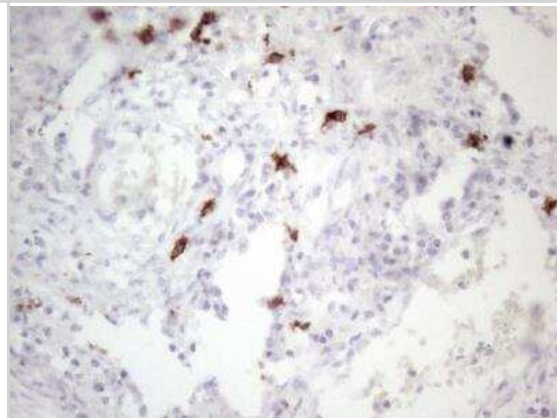
Immunohistochemistry-Paraffin: CD117/c-kit Antibody (OTI2B12) - Azide and BSA Free [NBP2-71076] - Analysis of Human pancreas tissue. (Heat-induced epitope retrieval by 1mM EDTA in 10mM Tris buffer (pH8.5) at 120C for 3 min)



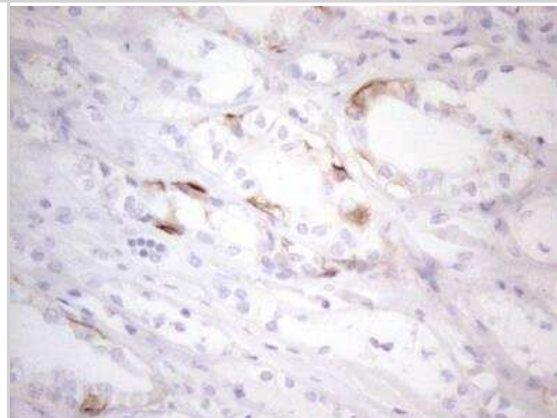
Immunohistochemistry-Paraffin: CD117/c-kit Antibody (OTI2B12) - Azide and BSA Free [NBP2-71076] - Staining of Human colon tissue within the normal limits using anti-KIT mouse monoclonal antibody. (Heat-induced epitope retrieval by 1mM EDTA in 10mM Tris buffer (pH8.5) at 120 degrees C for 3min.



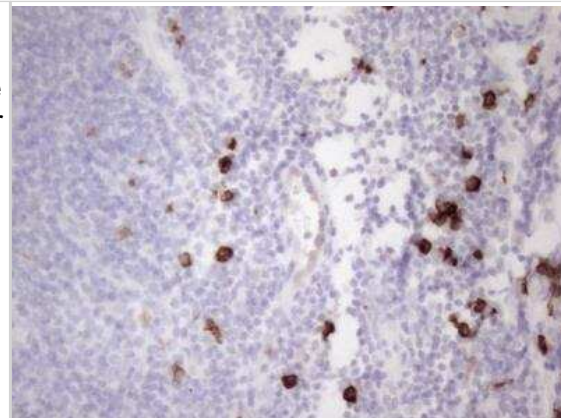
Immunohistochemistry-Paraffin: CD117/c-kit Antibody (OTI2B12) - Azide and BSA Free [NBP2-71076] - Staining of Adenocarcinoma of Human colon tissue using anti-KIT mouse monoclonal antibody. (Heat-induced epitope retrieval by 1mM EDTA in 10mM Tris buffer (pH8.5) at 120 degrees C for 3min.



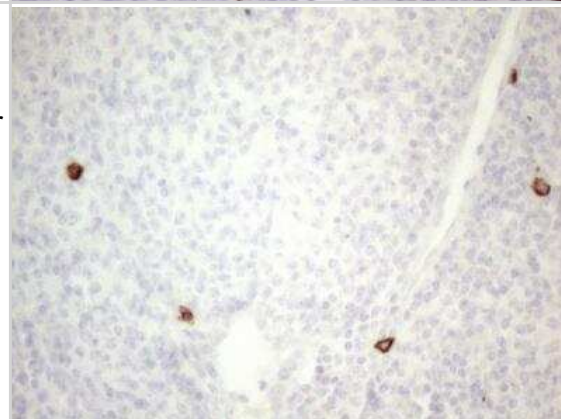
Immunohistochemistry-Paraffin: CD117/c-kit Antibody (OTI2B12) - Azide and BSA Free [NBP2-71076] - Staining of paraffin-embedded Human Kidney tissue within the normal limits using anti-KIT mouse monoclonal antibody. (Heat-induced epitope retrieval by 1mM EDTA in 10mM Tris buffer (pH8.5) at 120 degrees C for 3min.



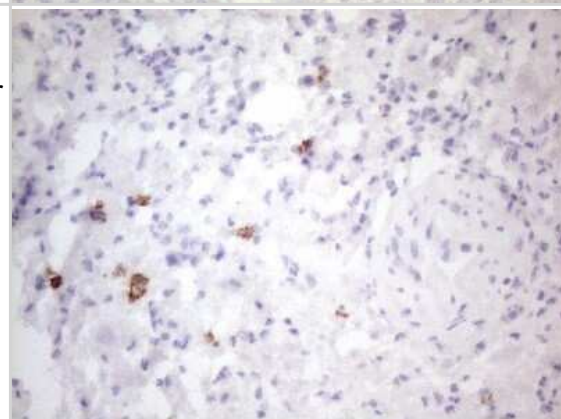
Immunohistochemistry-Paraffin: CD117/c-kit Antibody (OTI2B12) - Azide and BSA Free [NBP2-71076] - Staining of Carcinoma of Human thyroid tissue using anti-KIT mouse monoclonal antibody. (Heat-induced epitope retrieval by 1mM EDTA in 10mM Tris buffer (pH8.5) at 120 degrees C for 3min.



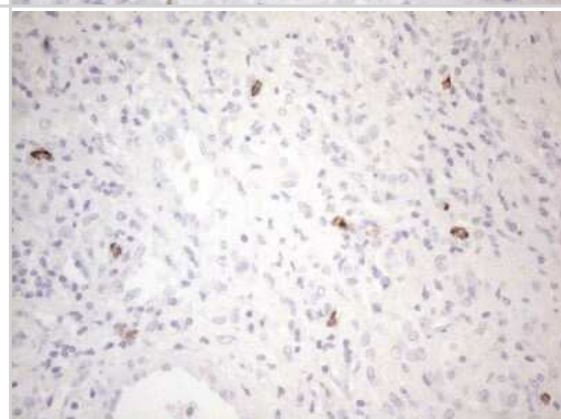
Immunohistochemistry-Paraffin: CD117/c-kit Antibody (OTI2B12) - Azide and BSA Free [NBP2-71076] - Staining of Human lymphoma tissue using anti-KIT mouse monoclonal antibody. (Heat-induced epitope retrieval by 1mM EDTA in 10mM Tris buffer (pH8.5) at 120 degrees C for 3min.



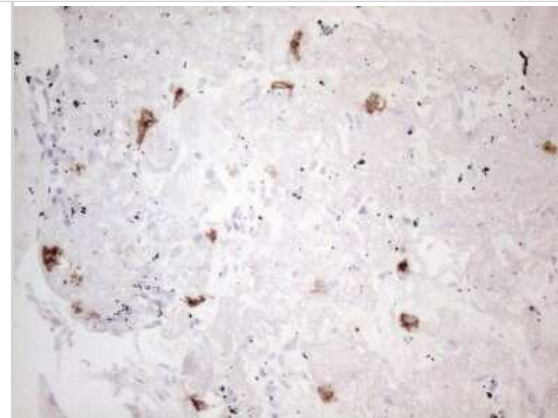
Immunohistochemistry: CD117/c-kit Antibody (OTI2B12) - Azide and BSA Free [NBP2-71076] - Analysis of Carcinoma of Human bladder tissue. (Heat-induced epitope retrieval by 1mM EDTA in 10mM Tris buffer (pH8.5) at 120C for 3 min)




Immunohistochemistry: CD117/c-kit Antibody (OTI2B12) - Azide and BSA Free [NBP2-71076] - Analysis of Carcinoma of Human liver tissue. (Heat-induced epitope retrieval by 1mM EDTA in 10mM Tris buffer (pH8.5) at 120C for 3 min)



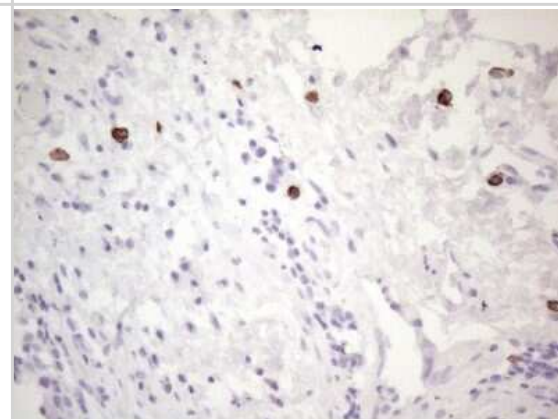
Immunohistochemistry: CD117/c-kit Antibody (OTI2B12) - Azide and BSA Free [NBP2-71076] - Analysis of Carcinoma of Human lung tissue. (Heat-induced epitope retrieval by 1mM EDTA in 10mM Tris buffer (pH8.5) at 120C for 3 min)



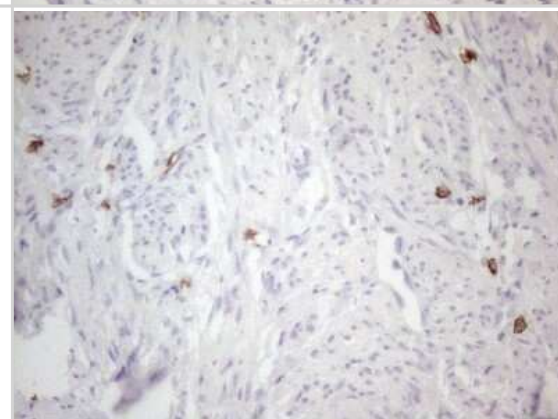
Immunohistochemistry: CD117/c-kit Antibody (OTI2B12) - Azide and BSA Free [NBP2-71076] - Analysis of Carcinoma of Human prostate tissue. (Heat-induced epitope retrieval by 1mM EDTA in 10mM Tris buffer (pH8.5) at 120C for 3 min)



Immunohistochemistry: CD117/c-kit Antibody (OTI2B12) - Azide and BSA Free [NBP2-71076] - Analysis of Human bladder tissue. (Heat-induced epitope retrieval by 1mM EDTA in 10mM Tris buffer (pH8.5) at 120C for 3 min)(1:150)



Immunohistochemistry: CD117/c-kit Antibody (OTI2B12) - Azide and BSA Free [NBP2-71076] - Analysis of Human endometrium tissue. (Heat-induced epitope retrieval by 1mM EDTA in 10mM Tris buffer (pH8.5) at 120C for 3 min)





Novus Biologicals USA

10730 E. Briarwood Avenue
Centennial, CO 80112
USA
Phone: 303.730.1950
Toll Free: 1.888.506.6887
Fax: 303.730.1966
nb-customerservice@bio-techne.com

Bio-Techne Canada

21 Canmotor Ave
Toronto, ON M8Z 4E6
Canada
Phone: 905.827.6400
Toll Free: 855.668.8722
Fax: 905.827.6402
canada.inquires@bio-techne.com

Bio-Techne Ltd

19 Barton Lane
Abingdon Science Park
Abingdon, OX14 3NB, United Kingdom
Phone: (44) (0) 1235 529449
Free Phone: 0800 37 34 15
Fax: (44) (0) 1235 533420
info.EMEA@bio-techne.com

General Contact Information

www.novusbio.com
Technical Support: nb-technical@bio-techne.com
Orders: nb-customerservice@bio-techne.com
General: novus@novusbio.com

Products Related to NBP2-71076

HAF007	Goat anti-Mouse IgG Secondary Antibody [HRP]
NB720-B	Rabbit anti-Mouse IgG (H+L) Secondary Antibody [Biotin]
NBP2-27231	Mouse IgG2b Isotype Control (MPC-11)
NBP1-85593PEP	CD117/c-kit Recombinant Protein Antigen

Limitations

This product is for research use only and is not approved for use in humans or in clinical diagnosis. Primary Antibodies are guaranteed for 1 year from date of receipt.

For more information on our 100% guarantee, please visit www.novusbio.com/guarantee

Earn gift cards/discounts by submitting a review: www.novusbio.com/reviews/submit/NBP2-71076

Earn gift cards/discounts by submitting a publication using this product:
www.novusbio.com/publications

