

Product Datasheet

IL-1 alpha/IL-1F1 Antibody (OTI2F8) - Azide and BSA Free NBP2-71021

Unit Size: 100 ug

Store at -20C. Avoid freeze-thaw cycles.

www.novusbio.com



technical@novusbio.com

Protocols, Publications, Related Products, Reviews, Research Tools and Images at:
www.novusbio.com/NBP2-71021

Updated 10/23/2024 v.20.1

Earn rewards for product
reviews and publications.

Submit a publication at www.novusbio.com/publications

Submit a review at www.novusbio.com/reviews/destination/NBP2-71021



NBP2-71021

IL-1 alpha/IL-1F1 Antibody (OTI2F8) - Azide and BSA Free

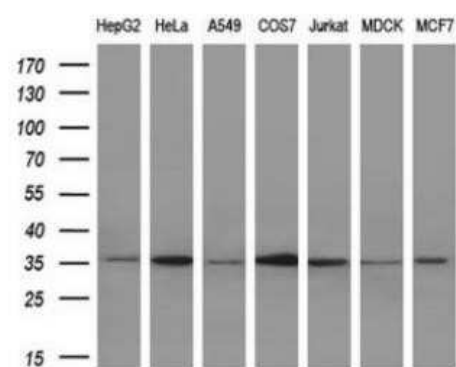
Product Information	
Unit Size	100 ug
Concentration	LYOPH mg/ml
Storage	Store at -20C. Avoid freeze-thaw cycles.
Clonality	Monoclonal
Clone	OTI2F8
Preservative	No Preservative
Reconstitution Instructions	we recommend adding 100uL distilled water to a final antibody concentration of about 1 mg/mL. To use this carrier-free antibody for conjugation experiment, we strongly recommend performing another round of desalting process.
Isotype	IgG1
Purity	Immunogen affinity purified
Buffer	Lyophilized from PBS (pH 7.3) with 8% Trehalose
Target Molecular Weight	30.4 kDa

Product Description	
Host	Mouse
Gene ID	3552
Gene Symbol	IL1A
Species	Human, Mouse, Rat, Monkey
Reactivity Notes	Please note that this antibody is reactive to Mouse and derived from the same host, Mouse. Mouse-On-Mouse blocking reagent may be needed for IHC and ICC experiments to reduce high background signal. You can find these reagents under catalog numbers PK-2200-NB and MP-2400-NB. Please contact Technical Support if you have any questions.
Immunogen	Full length human recombinant protein of human IL1A(NP_000566) produced in HEK293T cell.

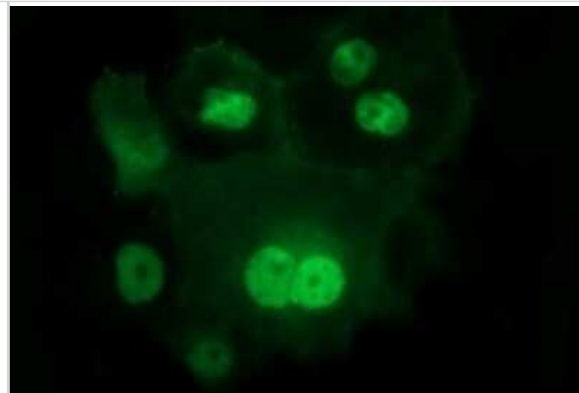
Product Application Details	
Applications	Western Blot, Immunocytochemistry/ Immunofluorescence, Immunohistochemistry
Recommended Dilutions	Western Blot 1:2000, Immunohistochemistry 1:150, Immunocytochemistry/ Immunofluorescence 1:100

Images

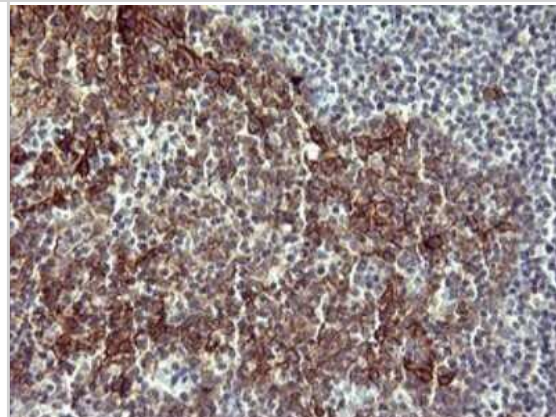
Western Blot: IL-1 alpha/IL-1F1 Antibody (OTI2F8) - Azide and BSA Free [NBP2-71021] - Analysis of extracts (10ug) from 5 different cell lines by using anti-IL1A monoclonal antibody. (1:200)



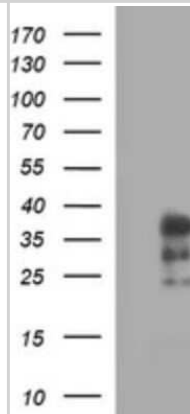
Immunocytochemistry/Immunofluorescence: IL-1 alpha/IL-1F1 Antibody (OTI2F8) - Azide and BSA Free [NBP2-71021] - Analysis of COS7 cells transiently transfected by pCMV6-ENTRY IL-1 alpha.



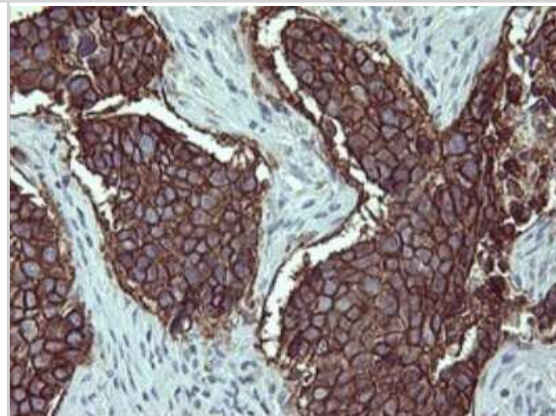
Immunohistochemistry: IL-1 alpha/IL-1F1 Antibody (OTI2F8) - Azide and BSA Free [NBP2-71021] - Analysis of Human lymph node tissue. (Heat-induced epitope retrieval by 10mM citric buffer, pH6.0, 120C for 3min)



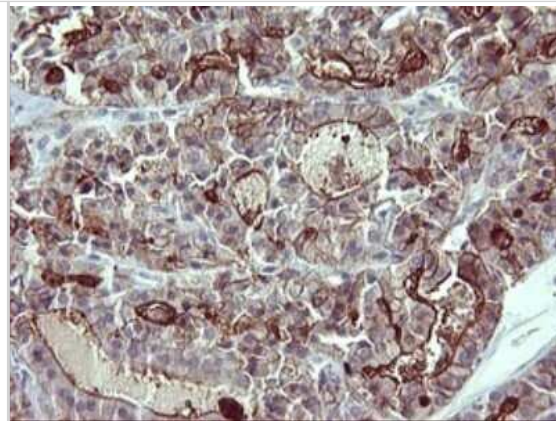
Western Blot: IL-1 alpha/IL-1F1 Antibody (OTI2F8) - Azide and BSA Free [NBP2-71021] - Analysis of HEK293T cells lysate (5 ug, left lane) and full length human recombinant protein of human IL-1 alpha (NP_000566) produced in Analysis of HEK293T cell (5 ug, right lane).



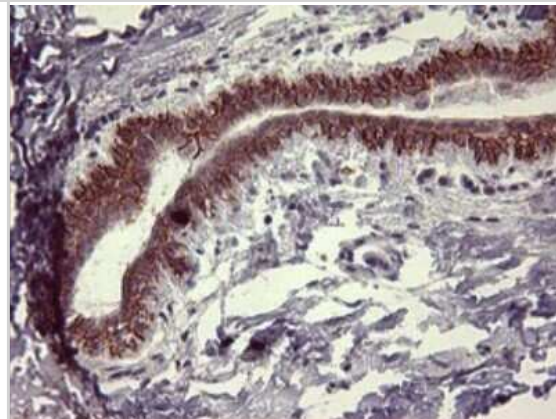
Immunohistochemistry: IL-1 alpha/IL-1F1 Antibody (OTI2F8) - Azide and BSA Free [NBP2-71021] - Analysis of Carcinoma of Human lung tissue. (Heat-induced epitope retrieval by 10mM citric buffer, pH6.0, 120C for 3min)



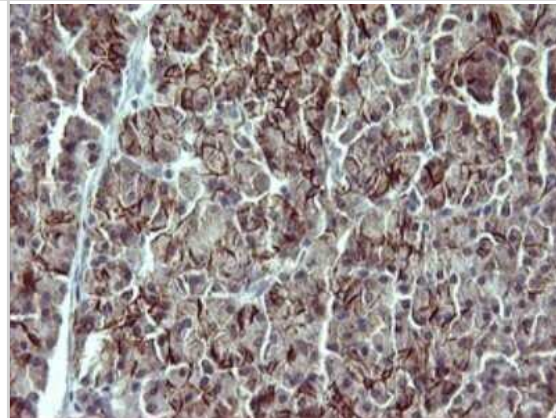
Immunohistochemistry: IL-1 alpha/IL-1F1 Antibody (OTI2F8) - Azide and BSA Free [NBP2-71021] - Analysis of Carcinoma of Human thyroid tissue. (Heat-induced epitope retrieval by 10mM citric buffer, pH6.0, 120C for 3min)



Immunohistochemistry: IL-1 alpha/IL-1F1 Antibody (OTI2F8) - Azide and BSA Free [NBP2-71021] - Analysis of Human breast tissue. (Heat-induced epitope retrieval by 10mM citric buffer, pH6.0, 120C for 3min)



Immunohistochemistry: IL-1 alpha/IL-1F1 Antibody (OTI2F8) - Azide and BSA Free [NBP2-71021] - Analysis of Human pancreas tissue. (Heat-induced epitope retrieval by 10mM citric buffer, pH6.0, 120C for 3min)





Novus Biologicals USA

10730 E. Briarwood Avenue
Centennial, CO 80112
USA
Phone: 303.730.1950
Toll Free: 1.888.506.6887
Fax: 303.730.1966
nb-customerservice@bio-techne.com

Bio-Techne Canada

21 Canmotor Ave
Toronto, ON M8Z 4E6
Canada
Phone: 905.827.6400
Toll Free: 855.668.8722
Fax: 905.827.6402
canada.inquires@bio-techne.com

Bio-Techne Ltd

19 Barton Lane
Abingdon Science Park
Abingdon, OX14 3NB, United Kingdom
Phone: (44) (0) 1235 529449
Free Phone: 0800 37 34 15
Fax: (44) (0) 1235 533420
info.EMEA@bio-techne.com

General Contact Information

www.novusbio.com
Technical Support: nb-technical@bio-techne.com
Orders: nb-customerservice@bio-techne.com
General: novus@novusbio.com

Products Related to NBP2-71021

HAF007	Goat anti-Mouse IgG Secondary Antibody [HRP]
NB720-B	Rabbit anti-Mouse IgG (H+L) Secondary Antibody [Biotin]
NBP1-97005-0.5mg	Mouse IgG1 Isotype Control (MG1)
NBP2-35227-100ug	Recombinant Rat IL-1 alpha/IL-1F1 Protein

Limitations

This product is for research use only and is not approved for use in humans or in clinical diagnosis. Primary Antibodies are guaranteed for 1 year from date of receipt.

For more information on our 100% guarantee, please visit www.novusbio.com/guarantee

Earn gift cards/discounts by submitting a review: www.novusbio.com/reviews/submit/NBP2-71021

Earn gift cards/discounts by submitting a publication using this product:
www.novusbio.com/publications

