

# Product Datasheet

## **Fc gamma RI/CD64 Antibody (OTI1A8) - Azide and BSA Free** **NBP2-70702**

Unit Size: 100 ug

Store at -20C. Avoid freeze-thaw cycles.

[www.novusbio.com](http://www.novusbio.com)



[technical@novusbio.com](mailto:technical@novusbio.com)

Protocols, Publications, Related Products, Reviews, Research Tools and Images at:  
[www.novusbio.com/NBP2-70702](http://www.novusbio.com/NBP2-70702)

Updated 9/9/2025 v.20.1

Earn rewards for product  
reviews and publications.

Submit a publication at [www.novusbio.com/publications](http://www.novusbio.com/publications)

Submit a review at [www.novusbio.com/reviews/destination/NBP2-70702](http://www.novusbio.com/reviews/destination/NBP2-70702)



**NBP2-70702**

Fc gamma RI/CD64 Antibody (OT11A8) - Azide and BSA Free


| Product Information         |  |
|-----------------------------|--|
| Unit Size                   | 100 ug   |
| Concentration               | LYOPH mg/ml  |
| Storage                     | Store at -20C. Avoid freeze-thaw cycles.   |
| Clonality                   | Monoclonal   |
| Clone                       | OT11A8   |
| Preservative                | No Preservative  |
| Reconstitution Instructions | we recommend adding 100uL distilled water to a final antibody concentration of about 1 mg/mL. To use this carrier-free antibody for conjugation experiment, we strongly recommend performing another round of desalting process. |
| Isotype                     | IgG1   |
| Purity                      | Immunogen affinity purified  |
| Buffer                      | Lyophilized from PBS (pH 7.3) with 8% Trehalose  |
| Target Molecular Weight     | 42.5 kDa   |

| Product Description |  |
|---------------------|--|
| Description         | Novus Biologicals Mouse Fc gamma RI/CD64 Antibody (OT11A8) - Azide and BSA Free (NBP2-45625) is a monoclonal antibody validated for use in IHC, WB, Flow and ICC/IF. All Novus Biologicals antibodies are covered by our 100% guarantee. |
| Host                | Mouse  |
| Gene ID             | 2209   |
| Gene Symbol         | FCGR1A   |
| Species             | Human  |
| Immunogen           | Full length human recombinant protein of human FCGR1A(NP_000557) produced in HEK293T cell.   |

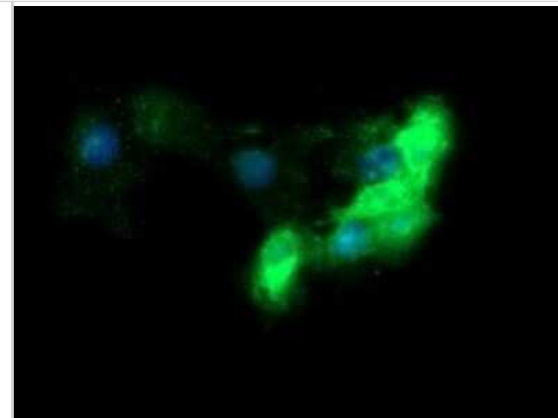
| Product Application Details |   |
|-----------------------------|---|
| Applications                | Western Blot, Immunohistochemistry-Paraffin, Flow Cytometry, Immunocytochemistry/ Immunofluorescence, Immunohistochemistry                    |
| Recommended Dilutions       | Western Blot 1:2000, Flow Cytometry, Immunohistochemistry 1:150, Immunocytochemistry/ Immunofluorescence 1:100, Immunohistochemistry-Paraffin |

**Images**

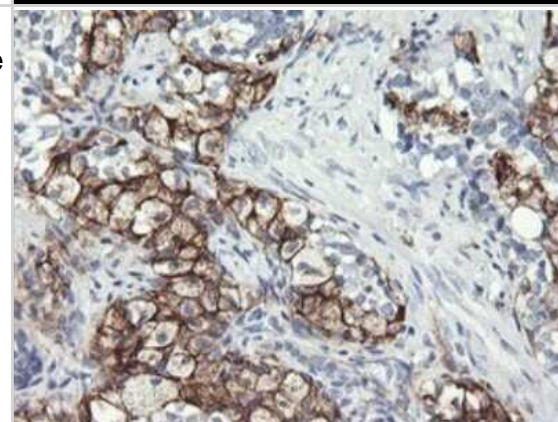
Western Blot: Fc gamma RI/CD64 Antibody (OT11A8) - Azide and BSA Free [NBP2-70702] - Analysis of HEK293T cells were transfected with the pCMV6-ENTRY control (Left lane) or pCMV6-ENTRY Fc gamma RI/CD64.



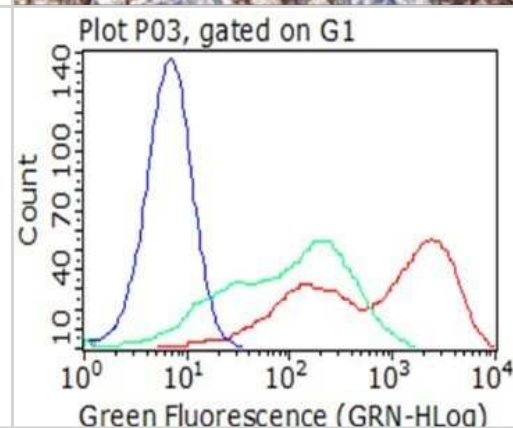
Immunocytochemistry/Immunofluorescence: Fc gamma RI/CD64 Antibody (OT11A8) - Azide and BSA Free [NBP2-70702] - Analysis of COS7 cells transiently transfected by pCMV6-ENTRY Fc gamma RI/CD64.



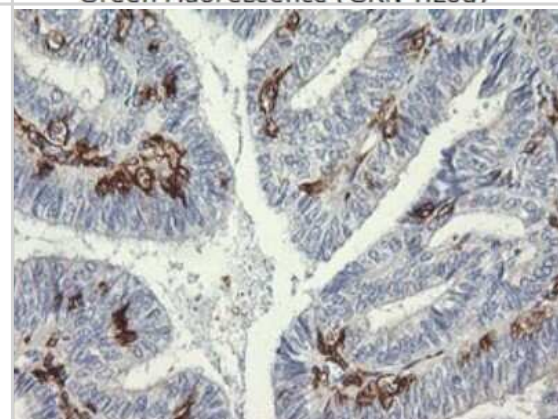
Immunohistochemistry: Fc gamma RI/CD64 Antibody (OT11A8) - Azide and BSA Free [NBP2-70702] - Analysis of Carcinoma of Human prostate tissue. (Heat-induced epitope retrieval by 10mM citric buffer, pH6.0, 120C for 3min)



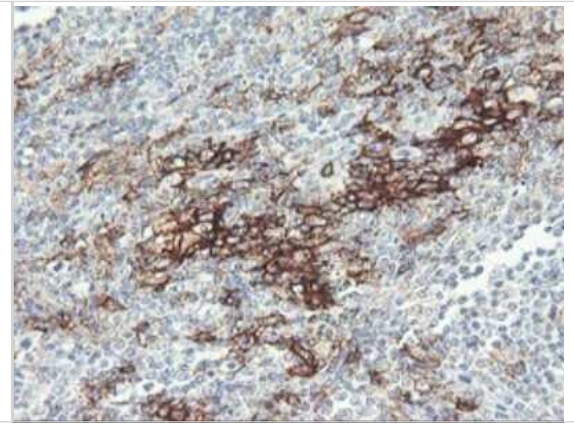
Flow Cytometry: Fc gamma RI/CD64 Antibody (OT11A8) - Azide and BSA Free [NBP2-70702] - analysis of living 293T cells transfected with FCGR1A overexpression plasmid .



Immunohistochemistry: Fc gamma RI/CD64 Antibody (OT11A8) - Azide and BSA Free [NBP2-70702] - Analysis of Adenocarcinoma of Human endometrium tissue. (Heat-induced epitope retrieval by 10mM citric buffer, pH6.0, 120C for 3min)



Immunohistochemistry: Fc gamma RI/CD64 Antibody (OT11A8) - Azide and BSA Free [NBP2-70702] - Analysis of Human lymphoma tissue. (Heat-induced epitope retrieval by 10mM citric buffer, pH6.0, 120C for 3min)





### **Novus Biologicals USA**

10730 E. Briarwood Avenue  
Centennial, CO 80112  
USA  
Phone: 303.730.1950  
Toll Free: 1.888.506.6887  
Fax: 303.730.1966  
nb-customerservice@bio-techne.com

### **Bio-Techne Canada**

21 Canmotor Ave  
Toronto, ON M8Z 4E6  
Canada  
Phone: 905.827.6400  
Toll Free: 855.668.8722  
Fax: 905.827.6402  
canada.inquires@bio-techne.com

### **Bio-Techne Ltd**

19 Barton Lane  
Abingdon Science Park  
Abingdon, OX14 3NB, United Kingdom  
Phone: (44) (0) 1235 529449  
Free Phone: 0800 37 34 15  
Fax: (44) (0) 1235 533420  
info.EMEA@bio-techne.com

### **General Contact Information**

[www.novusbio.com](http://www.novusbio.com)  
Technical Support: nb-technical@bio-techne.com  
Orders: nb-customerservice@bio-techne.com  
General: novus@novusbio.com

### **Products Related to NBP2-70702**

---

|                  |   |
|------------------|---|
| HAF007           | Goat anti-Mouse IgG Secondary Antibody [HRP]            |
| NB720-B          | Rabbit anti-Mouse IgG (H+L) Secondary Antibody [Biotin] |
| NBP1-97005-0.5mg | Mouse IgG1 Isotype Control (MG1)                        |
| 210-TA-005       | TNF-alpha [Unconjugated]                                |

---

### **Limitations**

This product is for research use only and is not approved for use in humans or in clinical diagnosis. Primary Antibodies are guaranteed for 1 year from date of receipt.

For more information on our 100% guarantee, please visit [www.novusbio.com/guarantee](http://www.novusbio.com/guarantee)

Earn gift cards/discounts by submitting a review: [www.novusbio.com/reviews/submit/NBP2-70702](http://www.novusbio.com/reviews/submit/NBP2-70702)

Earn gift cards/discounts by submitting a publication using this product:  
[www.novusbio.com/publications](http://www.novusbio.com/publications)

