

Product Datasheet

DGK-alpha Antibody (OTI4A11) - Azide and BSA Free NBP2-70547

Unit Size: 100 ug

Store at -20C. Avoid freeze-thaw cycles.

www.novusbio.com



technical@novusbio.com

Protocols, Publications, Related Products, Reviews, Research Tools and Images at:
www.novusbio.com/NBP2-70547

Updated 9/9/2025 v.20.1

Earn rewards for product
reviews and publications.

Submit a publication at www.novusbio.com/publications

Submit a review at www.novusbio.com/reviews/destination/NBP2-70547



NBP2-70547

DGK-alpha Antibody (OTI4A11) - Azide and BSA Free

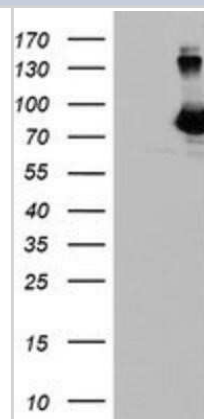
| Product Information | |
|-----------------------------|--|
| Unit Size | 100 ug |
| Concentration | LYOPH mg/ml |
| Storage | Store at -20C. Avoid freeze-thaw cycles. |
| Clonality | Monoclonal |
| Clone | OTI4A11 |
| Preservative | No Preservative |
| Reconstitution Instructions | we recommend adding 100uL distilled water to a final antibody concentration of about 1 mg/mL. To use this carrier-free antibody for conjugation experiment, we strongly recommend performing another round of desalting process. |
| Isotype | IgG2b |
| Purity | Immunogen affinity purified |
| Buffer | Lyophilized from PBS (pH 7.3) with 8% Trehalose |
| Target Molecular Weight | 82.5 kDa |

| Product Description | |
|---------------------|--|
| Description | Novus Biologicals Mouse DGK-alpha Antibody (OTI4A11) - Azide and BSA Free (NBP2-01597) is a monoclonal antibody validated for use in IHC, WB and Flow. All Novus Biologicals antibodies are covered by our 100% guarantee. |
| Host | Mouse |
| Gene ID | 1606 |
| Gene Symbol | DGKA |
| Species | Human |
| Immunogen | Full length human recombinant protein of human DGKA(NP_001336) produced in HEK293T cell. |

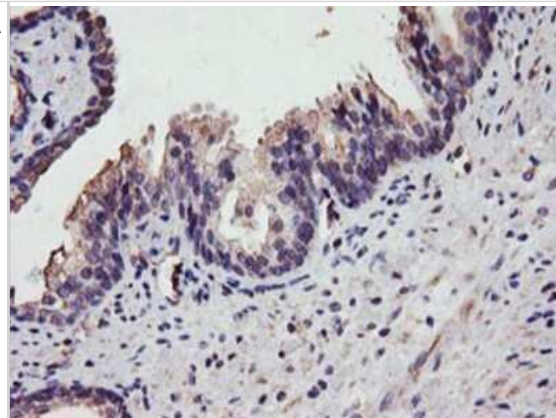
| Product Application Details | |
|-----------------------------|---|
| Applications | Western Blot, Immunohistochemistry-Paraffin, Flow Cytometry, Immunohistochemistry, CyTOF-ready |
| Recommended Dilutions | Western Blot 1:2000, Flow Cytometry 1:100, Immunohistochemistry 1:150, Immunohistochemistry-Paraffin, CyTOF-ready |

Images

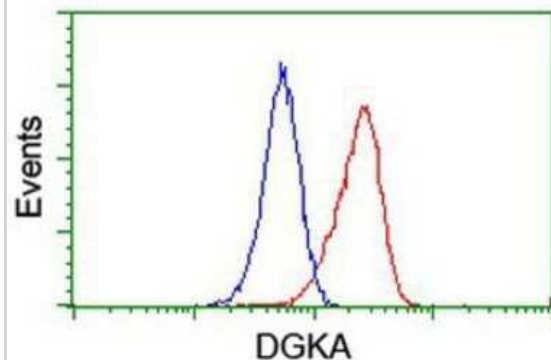
Western Blot: DGK-alpha Antibody (OTI4A11) - Azide and BSA Free [NBP2-70547] - HEK293T cells were transfected with the pCMV6-ENTRY control (Left lane) or pCMV6-ENTRY DGKA (Right lane) cDNA for 48 hrs and lysed. Equivalent amounts of cell lysates (5 ug per lane) were separated by SDS-PAGE and immunoblotted with anti-DGKA.



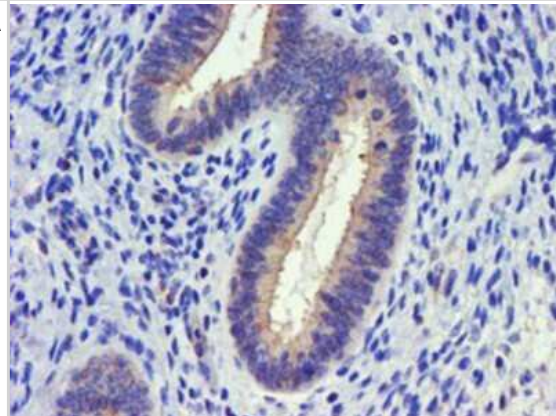
Immunohistochemistry: DGK-alpha Antibody (OTI4A11) - Azide and BSA Free [NBP2-70547] - Staining of paraffin-embedded Human prostate tissue using anti-DGKA mouse monoclonal antibody.



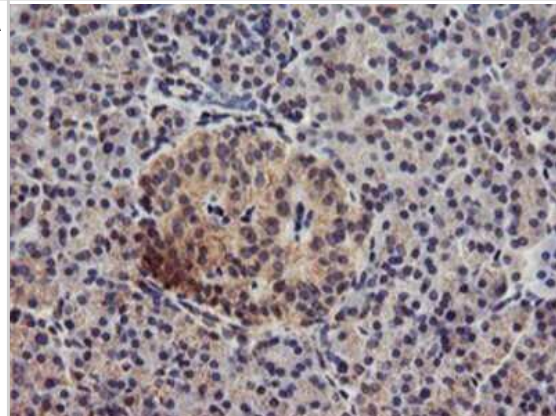
Flow Cytometry: DGK-alpha Antibody (OTI4A11) - Azide and BSA Free [NBP2-70547] - Analysis of Jurkat cells, using anti-DGKA antibody, (Red), compared to a nonspecific negative control antibody (Blue).



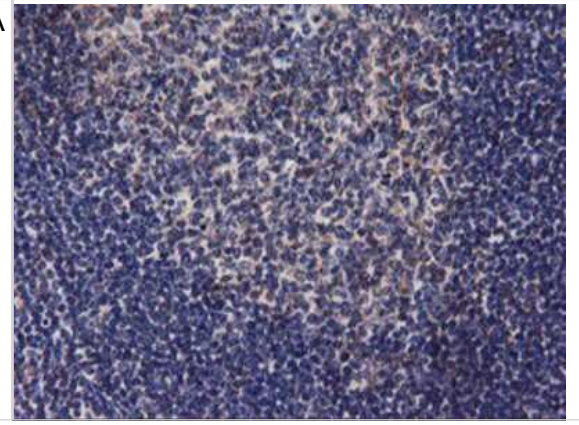
Immunohistochemistry: DGK-alpha Antibody (OTI4A11) - Azide and BSA Free [NBP2-70547] - Staining of paraffin-embedded Human endometrium tissue using anti-DGKA mouse monoclonal antibody.



Immunohistochemistry: DGK-alpha Antibody (OTI4A11) - Azide and BSA Free [NBP2-70547] - Staining of paraffin-embedded Human pancreas tissue using anti-DGKA mouse monoclonal antibody.



Immunohistochemistry: DGK-alpha Antibody (OTI4A11) - Azide and BSA Free [NBP2-70547] - Staining of paraffin-embedded Human tonsil using anti-DGKA mouse monoclonal antibody.





Novus Biologicals USA

10730 E. Briarwood Avenue
Centennial, CO 80112
USA
Phone: 303.730.1950
Toll Free: 1.888.506.6887
Fax: 303.730.1966
nb-customerservice@bio-techne.com

Bio-Techne Canada

21 Canmotor Ave
Toronto, ON M8Z 4E6
Canada
Phone: 905.827.6400
Toll Free: 855.668.8722
Fax: 905.827.6402
canada.inquires@bio-techne.com

Bio-Techne Ltd

19 Barton Lane
Abingdon Science Park
Abingdon, OX14 3NB, United Kingdom
Phone: (44) (0) 1235 529449
Free Phone: 0800 37 34 15
Fax: (44) (0) 1235 533420
info.EMEA@bio-techne.com

General Contact Information

www.novusbio.com
Technical Support: nb-technical@bio-techne.com
Orders: nb-customerservice@bio-techne.com
General: novus@novusbio.com

Products Related to NBP2-70547

| | |
|-------------|--|
| NBP2-33376H | Blue Marker Antibody (6F4-F6) [HRP] |
| HAF007 | Goat anti-Mouse IgG Secondary Antibody [HRP] |
| NB7539 | Goat anti-Mouse IgG (H+L) Secondary Antibody [HRP] |
| NBP2-27231 | Mouse IgG2b Isotype Control (MPC-11) |

Limitations

This product is for research use only and is not approved for use in humans or in clinical diagnosis. Primary Antibodies are guaranteed for 1 year from date of receipt.

For more information on our 100% guarantee, please visit www.novusbio.com/guarantee

Earn gift cards/discounts by submitting a review: www.novusbio.com/reviews/submit/NBP2-70547

Earn gift cards/discounts by submitting a publication using this product:
www.novusbio.com/publications

