

Product Datasheet

CD40/TNFRSF5 Antibody (OT18B8) - Azide and BSA Free NBP2-70378

Unit Size: 100 ug

Store at -20C. Avoid freeze-thaw cycles.

www.novusbio.com



technical@novusbio.com

Protocols, Publications, Related Products, Reviews, Research Tools and Images at:
www.novusbio.com/NBP2-70378

Updated 10/23/2024 v.20.1

Earn rewards for product
reviews and publications.

Submit a publication at www.novusbio.com/publications

Submit a review at www.novusbio.com/reviews/destination/NBP2-70378



NBP2-70378

CD40/TNFRSF5 Antibody (OTI8B8) - Azide and BSA Free

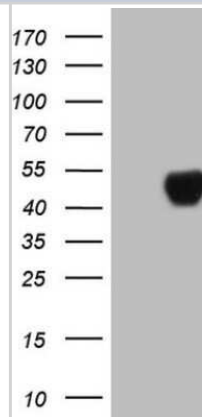
Product Information	
Unit Size	100 ug
Concentration	LYOPH mg/ml
Storage	Store at -20C. Avoid freeze-thaw cycles.
Clonality	Monoclonal
Clone	OTI8B8
Preservative	No Preservative
Reconstitution Instructions	we recommend adding 100uL distilled water to a final antibody concentration of about 1 mg/mL. To use this carrier-free antibody for conjugation experiment, we strongly recommend performing another round of desalting process.
Isotype	IgG2a
Purity	Immunogen affinity purified
Buffer	Lyophilized from PBS (pH 7.3) with 8% Trehalose
Target Molecular Weight	28.4 kDa

Product Description	
Host	Mouse
Gene ID	958
Gene Symbol	CD40
Species	Human
Immunogen	Human recombinant protein fragment corresponding to amino acids 21-166 of human CD40(NP_001241) produced in E.coli.

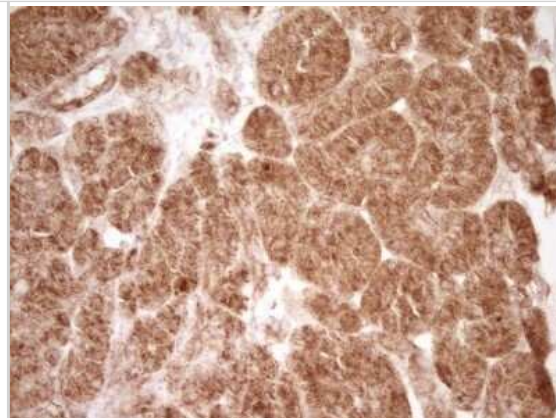
Product Application Details	
Applications	Western Blot, Immunohistochemistry, Immunohistochemistry-Paraffin
Recommended Dilutions	Western Blot 1:2000, Immunohistochemistry 1:150, Immunohistochemistry-Paraffin 1:150

Images

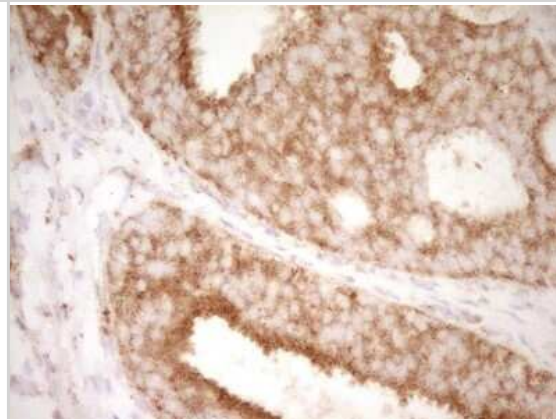
Western Blot: CD40/TNFRSF5 Antibody (OTI8B8) - Azide and BSA Free [NBP2-70378] - Analysis of HEK293T cells were transfected with the pCMV6-ENTRY control (Left lane) or pCMV6-ENTRY CD40.



Immunohistochemistry: CD40/TNFRSF5 Antibody (OT18B8) - Azide and BSA Free [NBP2-70378] - Analysis of Human pancreas tissue. (Heat-induced epitope retrieval by Tris-EDTA, pH8.0)



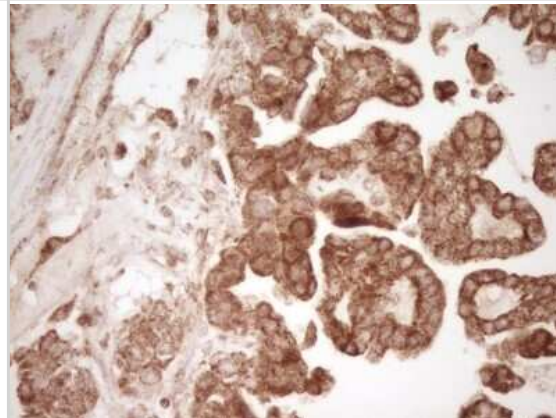
Immunohistochemistry: CD40/TNFRSF5 Antibody (OT18B8) - Azide and BSA Free [NBP2-70378] - Analysis of Adenocarcinoma of Human breast tissue. (Heat-induced epitope retrieval by Tris-EDTA, pH8.0)



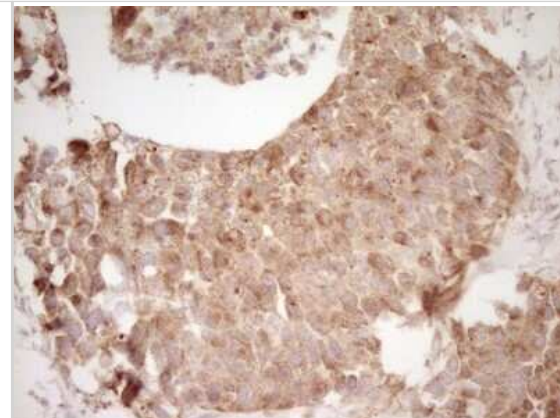
Immunohistochemistry: CD40/TNFRSF5 Antibody (OT18B8) - Azide and BSA Free [NBP2-70378] - Analysis of Adenocarcinoma of Human endometrium tissue. (Heat-induced epitope retrieval by Tris-EDTA, pH8.0)



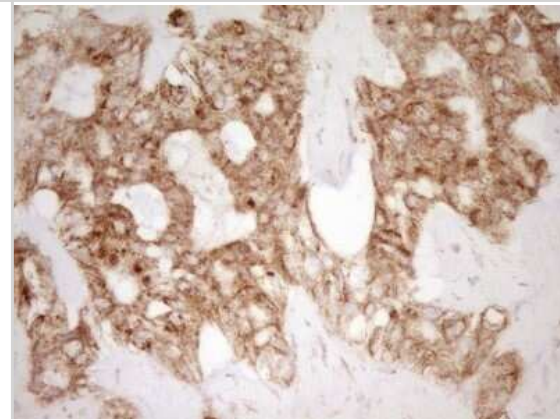
Immunohistochemistry: CD40/TNFRSF5 Antibody (OT18B8) - Azide and BSA Free [NBP2-70378] - Analysis of Adenocarcinoma of Human ovary tissue. (Heat-induced epitope retrieval by Tris-EDTA, pH8.0)



Immunohistochemistry: CD40/TNFRSF5 Antibody (OT18B8) - Azide and BSA Free [NBP2-70378] - Analysis of Carcinoma of Human kidney tissue. (Heat-induced epitope retrieval by Tris-EDTA, pH8.0)



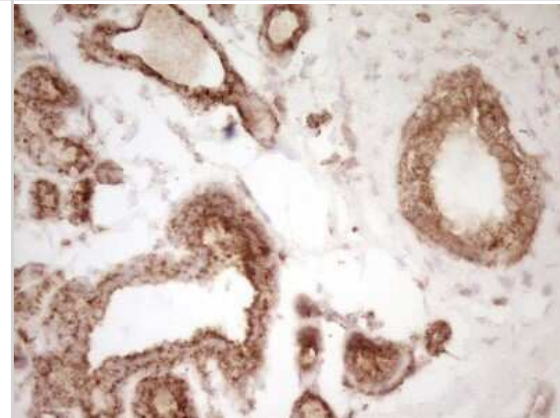
Immunohistochemistry: CD40/TNFRSF5 Antibody (OT18B8) - Azide and BSA Free [NBP2-70378] - Analysis of Carcinoma of Human liver tissue. (Heat-induced epitope retrieval by Tris-EDTA, pH8.0)



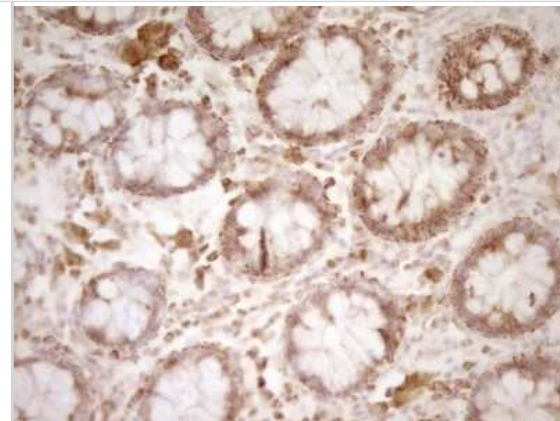
Immunohistochemistry: CD40/TNFRSF5 Antibody (OT18B8) - Azide and BSA Free [NBP2-70378] - Analysis of Carcinoma of Human prostate tissue. (Heat-induced epitope retrieval by Tris-EDTA, pH8.0)



Immunohistochemistry: CD40/TNFRSF5 Antibody (OT18B8) - Azide and BSA Free [NBP2-70378] - Analysis of Human breast tissue. (Heat-induced epitope retrieval by Tris-EDTA, pH8.0)



Immunohistochemistry: CD40/TNFRSF5 Antibody (OT18B8) - Azide and BSA Free [NBP2-70378] - Analysis of Human colon tissue. (Heat-induced epitope retrieval by Tris-EDTA, pH8.0)



Immunohistochemistry: CD40/TNFRSF5 Antibody (OT18B8) - Azide and BSA Free [NBP2-70378] - Analysis of Human Kidney tissue. (Heat-induced epitope retrieval by Tris-EDTA, pH8.0)



Immunohistochemistry: CD40/TNFRSF5 Antibody (OT18B8) - Azide and BSA Free [NBP2-70378] - Analysis of Human lymphoma tissue. (Heat-induced epitope retrieval by Tris-EDTA, pH8.0)



Immunohistochemistry: CD40/TNFRSF5 Antibody (OT18B8) - Azide and BSA Free [NBP2-70378] - Analysis of Human tonsil tissue. (Heat-induced epitope retrieval by Tris-EDTA, pH8.0)





Novus Biologicals USA

10730 E. Briarwood Avenue
Centennial, CO 80112
USA
Phone: 303.730.1950
Toll Free: 1.888.506.6887
Fax: 303.730.1966
nb-customerservice@bio-techne.com

Bio-Techne Canada

21 Canmotor Ave
Toronto, ON M8Z 4E6
Canada
Phone: 905.827.6400
Toll Free: 855.668.8722
Fax: 905.827.6402
canada.inquires@bio-techne.com

Bio-Techne Ltd

19 Barton Lane
Abingdon Science Park
Abingdon, OX14 3NB, United Kingdom
Phone: (44) (0) 1235 529449
Free Phone: 0800 37 34 15
Fax: (44) (0) 1235 533420
info.EMEA@bio-techne.com

General Contact Information

www.novusbio.com
Technical Support: nb-technical@bio-techne.com
Orders: nb-customerservice@bio-techne.com
General: novus@novusbio.com

Products Related to NBP2-70378

HAF007	Goat anti-Mouse IgG Secondary Antibody [HRP]
NB720-B	Rabbit anti-Mouse IgG (H+L) Secondary Antibody [Biotin]
NBP1-96778	Mouse IgG2a Isotype Control (M2A)
NBP2-51628-0.05mg	Recombinant Human CD40/TNFRSF5 His Protein

Limitations

This product is for research use only and is not approved for use in humans or in clinical diagnosis. Primary Antibodies are guaranteed for 1 year from date of receipt.

For more information on our 100% guarantee, please visit www.novusbio.com/guarantee

Earn gift cards/discounts by submitting a review: www.novusbio.com/reviews/submit/NBP2-70378

Earn gift cards/discounts by submitting a publication using this product:
www.novusbio.com/publications

