

Product Datasheet

B7-1/CD80 Antibody (OT12E5) - Azide and BSA Free NBP2-70364

Unit Size: 100 ug

Store at -20C. Avoid freeze-thaw cycles.

www.novusbio.com



technical@novusbio.com

Protocols, Publications, Related Products, Reviews, Research Tools and Images at:
www.novusbio.com/NBP2-70364

Updated 10/23/2024 v.20.1

**Earn rewards for product
reviews and publications.**

Submit a publication at www.novusbio.com/publications

Submit a review at www.novusbio.com/reviews/destination/NBP2-70364



NBP2-70364

B7-1/CD80 Antibody (OTI2E5) - Azide and BSA Free


Product Information	
Unit Size	100 ug
Concentration	LYOPH mg/ml
Storage	Store at -20C. Avoid freeze-thaw cycles.
Clonality	Monoclonal
Clone	OTI2E5
Preservative	No Preservative
Reconstitution Instructions	we recommend adding 100uL distilled water to a final antibody concentration of about 1 mg/mL. To use this carrier-free antibody for conjugation experiment, we strongly recommend performing another round of desalting process.
Isotype	IgG2a
Purity	Immunogen affinity purified
Buffer	Lyophilized from PBS (pH 7.3) with 8% Trehalose
Target Molecular Weight	29.3 kDa

Product Description	
Host	Mouse
Gene ID	941
Gene Symbol	CD80
Species	Human
Immunogen	Full length human recombinant protein of human CD80 (NP_005182) produced in HEK293T cell.

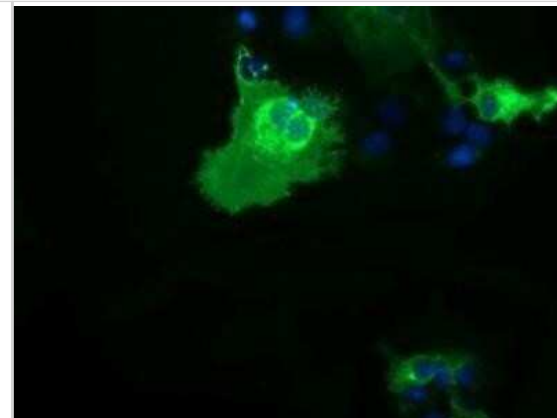
Product Application Details	
Applications	Western Blot, Immunocytochemistry/ Immunofluorescence, Immunohistochemistry, Immunohistochemistry-Paraffin
Recommended Dilutions	Western Blot 1:2000, Immunohistochemistry 1:150, Immunocytochemistry/ Immunofluorescence 1:100, Immunohistochemistry-Paraffin 1:150

Images

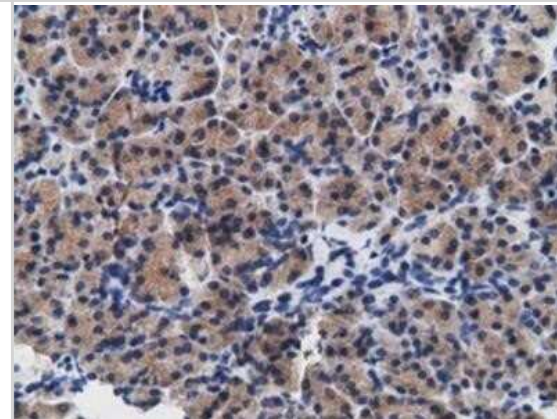
Western Blot: B7-1/CD80 Antibody (OTI2E5) - Azide and BSA Free [NBP2-70364] - HEK293T cells were transfected with the pCMV6-ENTRY control (Left lane) or pCMV6-ENTRY CD80 (Right lane) cDNA for 48 hrs and lysed. Equivalent amounts of cell lysates (5 ug per lane) were separated by SDS-PAGE and immunoblotted with anti-CD80.



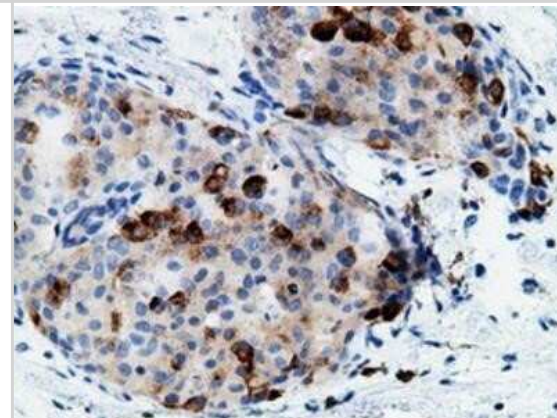
Immunocytochemistry/Immunofluorescence: B7-1/CD80 Antibody (OTI2E5) - Azide and BSA Free [NBP2-70364] - Staining of COS7 cells transiently transfected by pCMV6-ENTRY CD80.



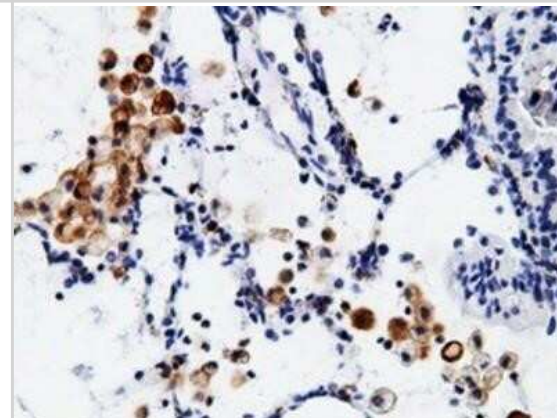
Immunohistochemistry: B7-1/CD80 Antibody (OTI2E5) - Azide and BSA Free [NBP2-70364] - Staining of paraffin-embedded Human pancreas tissue using anti-CD80 mouse monoclonal antibody.



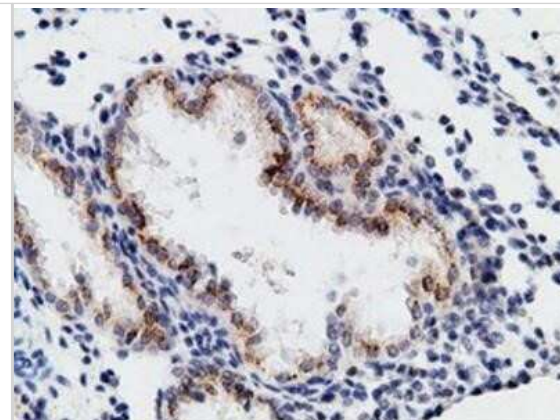
Immunohistochemistry: B7-1/CD80 Antibody (OTI2E5) - Azide and BSA Free [NBP2-70364] - Staining of paraffin-embedded Adenocarcinoma of Human breast tissue using anti-CD80 mouse monoclonal antibody.



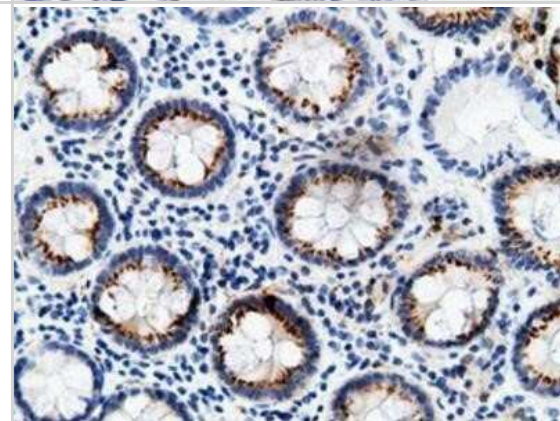
Immunohistochemistry: B7-1/CD80 Antibody (OTI2E5) - Azide and BSA Free [NBP2-70364] - Staining of paraffin-embedded Carcinoma of Human lung tissue using anti-CD80 mouse monoclonal antibody.



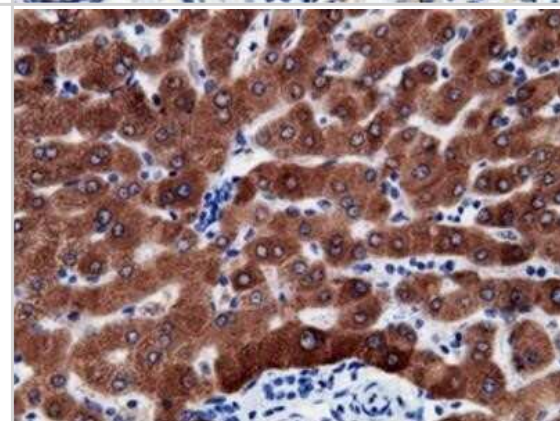
Immunohistochemistry: B7-1/CD80 Antibody (OTI2E5) - Azide and BSA Free [NBP2-70364] - Staining of paraffin-embedded Carcinoma of Human prostate tissue using anti-CD80 mouse monoclonal antibody.



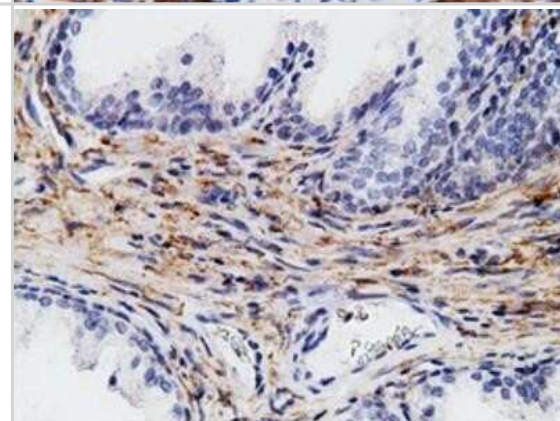
Immunohistochemistry: B7-1/CD80 Antibody (OTI2E5) - Azide and BSA Free [NBP2-70364] - Staining of paraffin-embedded Human colon tissue using anti-CD80 mouse monoclonal antibody.



Immunohistochemistry: B7-1/CD80 Antibody (OTI2E5) - Azide and BSA Free [NBP2-70364] - Staining of paraffin-embedded Human liver tissue using anti-CD80 mouse monoclonal antibody.



Immunohistochemistry: B7-1/CD80 Antibody (OTI2E5) - Azide and BSA Free [NBP2-70364] - Staining of paraffin-embedded Human prostate tissue using anti-CD80 mouse monoclonal antibody.





Novus Biologicals USA

10730 E. Briarwood Avenue
Centennial, CO 80112
USA
Phone: 303.730.1950
Toll Free: 1.888.506.6887
Fax: 303.730.1966
nb-customerservice@bio-techne.com

Bio-Techne Canada

21 Canmotor Ave
Toronto, ON M8Z 4E6
Canada
Phone: 905.827.6400
Toll Free: 855.668.8722
Fax: 905.827.6402
canada.inquires@bio-techne.com

Bio-Techne Ltd

19 Barton Lane
Abingdon Science Park
Abingdon, OX14 3NB, United Kingdom
Phone: (44) (0) 1235 529449
Free Phone: 0800 37 34 15
Fax: (44) (0) 1235 533420
info.EMEA@bio-techne.com

General Contact Information

www.novusbio.com
Technical Support: nb-technical@bio-techne.com
Orders: nb-customerservice@bio-techne.com
General: novus@novusbio.com

Products Related to NBP2-70364

HAF007	Goat anti-Mouse IgG Secondary Antibody [HRP]
NB720-B	Rabbit anti-Mouse IgG (H+L) Secondary Antibody [Biotin]
NBP1-96778	Mouse IgG2a Isotype Control (M2A)
NBP2-26578	Recombinant Mouse B7-1/CD80 Protein

Limitations

This product is for research use only and is not approved for use in humans or in clinical diagnosis. Primary Antibodies are guaranteed for 1 year from date of receipt.

For more information on our 100% guarantee, please visit www.novusbio.com/guarantee

Earn gift cards/discounts by submitting a review: www.novusbio.com/reviews/submit/NBP2-70364

Earn gift cards/discounts by submitting a publication using this product:
www.novusbio.com/publications

