

# Product Datasheet

## T-box 19 Antibody - BSA Free NBP2-68943

Unit Size: 100 ul

Store at 4C short term. Aliquot and store at -20C long term. Avoid freeze-thaw cycles.

[www.novusbio.com](http://www.novusbio.com)



[technical@novusbio.com](mailto:technical@novusbio.com)

Protocols, Publications, Related Products, Reviews, Research Tools and Images at:  
[www.novusbio.com/NBP2-68943](http://www.novusbio.com/NBP2-68943)

Updated 9/9/2025 v.20.1

Earn rewards for product  
reviews and publications.

Submit a publication at [www.novusbio.com/publications](http://www.novusbio.com/publications)

Submit a review at [www.novusbio.com/reviews/destination/NBP2-68943](http://www.novusbio.com/reviews/destination/NBP2-68943)



**NBP2-68943**

T-box 19 Antibody - BSA Free

Product Information	
Unit Size	100 ul
Concentration	Concentrations vary lot to lot. See vial label for concentration. If unlisted please contact technical services.
Storage	Store at 4C short term. Aliquot and store at -20C long term. Avoid freeze-thaw cycles.
Clonality	Polyclonal
Preservative	0.02% Sodium Azide
Isotype	IgG
Purity	Protein A purified
Buffer	PBS (pH 7.2) and 40% Glycerol

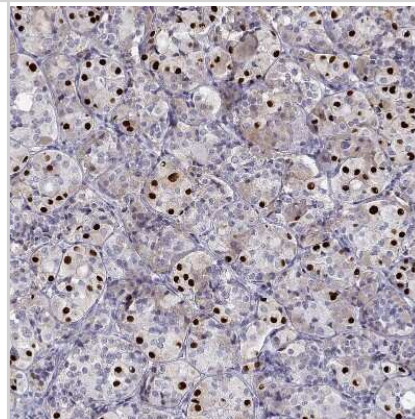
Product Description	
Description	Novus Biologicals Rabbit T-box 19 Antibody - BSA Free (NBP2-68943) is a polyclonal antibody validated for use in IHC. All Novus Biologicals antibodies are covered by our 100% guarantee.
Host	Rabbit
Gene ID	9095
Gene Symbol	TBX19
Species	Human
Reactivity Notes	Mouse 82%
Immunogen	This antibody was developed against a recombinant protein corresponding to amino acids: EVHASTPGAFLLGNPAVTSPPSVLSTQAPTSAGVEVLGEPSTLSIAVSTWTAVA SHPFAGWGGPGAGGHHSPSSLDG

Product Application Details	
Applications	Immunohistochemistry-Paraffin, Immunohistochemistry
Recommended Dilutions	Immunohistochemistry 1:200 - 1:500, Immunohistochemistry-Paraffin 1:200 - 1:500
Application Notes	Recommended conditions for IHC, Retrieval method: HIER pH6



## Images

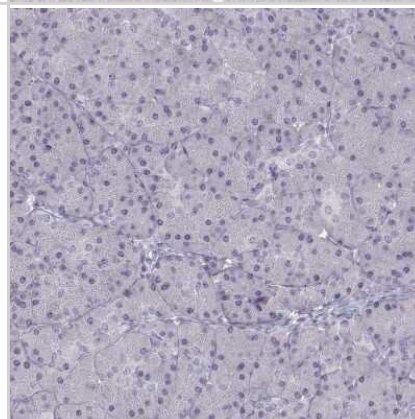
Immunohistochemistry-Paraffin: T-box 19 Antibody [NBP2-68943] - Staining of human pituitary gland shows strong nuclear positivity in glandular cells.



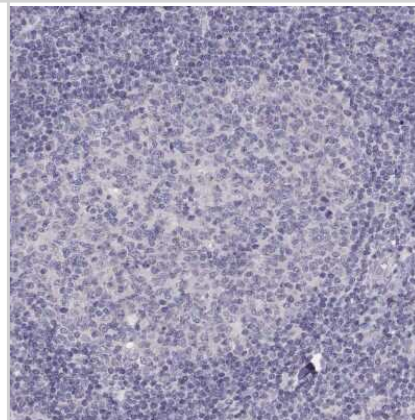
Immunohistochemistry-Paraffin: T-box 19 Antibody [NBP2-68943] - Staining of human cerebral cortex shows no nuclear positivity in neurons as expected.



Immunohistochemistry-Paraffin: T-box 19 Antibody [NBP2-68943] - Staining of human pancreas shows no nuclear positivity in exocrine glandular cells as expected.



Immunohistochemistry-Paraffin: T-box 19 Antibody [NBP2-68943] - Staining of human tonsil shows no nuclear positivity in germinal center cells as expected.





### **Novus Biologicals USA**

10730 E. Briarwood Avenue  
Centennial, CO 80112  
USA  
Phone: 303.730.1950  
Toll Free: 1.888.506.6887  
Fax: 303.730.1966  
nb-customerservice@bio-techne.com

### **Bio-Techne Canada**

21 Canmotor Ave  
Toronto, ON M8Z 4E6  
Canada  
Phone: 905.827.6400  
Toll Free: 855.668.8722  
Fax: 905.827.6402  
canada.inquires@bio-techne.com

### **Bio-Techne Ltd**

19 Barton Lane  
Abingdon Science Park  
Abingdon, OX14 3NB, United Kingdom  
Phone: (44) (0) 1235 529449  
Free Phone: 0800 37 34 15  
Fax: (44) (0) 1235 533420  
info.EMEA@bio-techne.com

### **General Contact Information**

[www.novusbio.com](http://www.novusbio.com)  
Technical Support: nb-technical@bio-techne.com  
Orders: nb-customerservice@bio-techne.com  
General: novus@novusbio.com

### **Products Related to NBP2-68943**

---

NBP2-68943PEP	T-box 19 Recombinant Protein Antigen
HAF008	Goat anti-Rabbit IgG Secondary Antibody [HRP]
NB7160	Goat anti-Rabbit IgG (H+L) Secondary Antibody [HRP]
NBP2-24891	Rabbit IgG Isotype Control

---

### **Limitations**

This product is for research use only and is not approved for use in humans or in clinical diagnosis. Primary Antibodies are guaranteed for 1 year from date of receipt.

For more information on our 100% guarantee, please visit [www.novusbio.com/guarantee](http://www.novusbio.com/guarantee)

Earn gift cards/discounts by submitting a review: [www.novusbio.com/reviews/submit/NBP2-68943](http://www.novusbio.com/reviews/submit/NBP2-68943)

Earn gift cards/discounts by submitting a publication using this product:  
[www.novusbio.com/publications](http://www.novusbio.com/publications)

