

# Product Datasheet

## Pax2 Antibody (JJ082-08) NBP2-67849

Unit Size: 100 ul

Store at 4C short term. Aliquot and store at -20C long term. Avoid freeze-thaw cycles.

[www.novusbio.com](http://www.novusbio.com)



[technical@novusbio.com](mailto:technical@novusbio.com)

Protocols, Publications, Related Products, Reviews, Research Tools and Images at:  
[www.novusbio.com/NBP2-67849](http://www.novusbio.com/NBP2-67849)

Updated 10/23/2024 v.20.1

Earn rewards for product  
reviews and publications.

Submit a publication at [www.novusbio.com/publications](http://www.novusbio.com/publications)

Submit a review at [www.novusbio.com/reviews/destination/NBP2-67849](http://www.novusbio.com/reviews/destination/NBP2-67849)



**NBP2-67849**

Pax2 Antibody (JJ082-08)

**Product Information**

<b>Unit Size</b>	100 ul
<b>Concentration</b>	1 mg/ml
<b>Storage</b>	Store at 4C short term. Aliquot and store at -20C long term. Avoid freeze-thaw cycles.
<b>Clonality</b>	Monoclonal
<b>Clone</b>	JJ082-08
<b>Preservative</b>	0.05% Sodium Azide
<b>Isotype</b>	IgG
<b>Purity</b>	Protein A purified
<b>Buffer</b>	TBS (pH7.4), 0.05% BSA, 40% Glycerol

**Product Description**

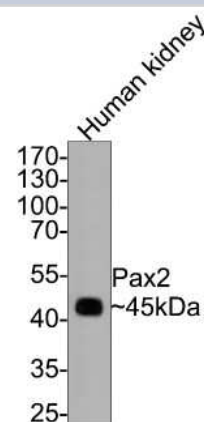
<b>Host</b>	Rabbit
<b>Gene ID</b>	5076
<b>Gene Symbol</b>	PAX2
<b>Species</b>	Human, Rat
<b>Immunogen</b>	Recombinant protein within Human Pax2 aa 161-357 / 417. (SwissProt: Q02962 Human; SwissProt: D4ACZ2 Rat)

**Product Application Details**

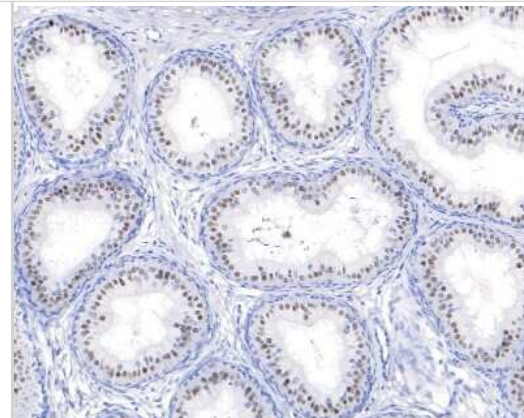
<b>Applications</b>	Western Blot, Immunohistochemistry, Immunohistochemistry-Paraffin
<b>Recommended Dilutions</b>	Western Blot 1:500-1:1000, Immunohistochemistry, Immunohistochemistry-Paraffin 1:100-1:400

**Images**

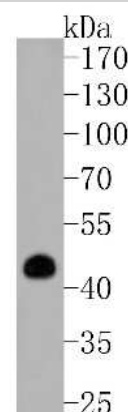
Western Blot: Pax2 Antibody (JJ082-08) [NBP2-67849] - Analysis of Pax2 on human kidney tissue lysates with Rabbit anti-Pax2 antibody at 1/500 dilution. Lysates/proteins at 20 ug/Lane. Predicted band size: 45 kDa Observed band size: 45 kDa Exposure time: 2 minutes; 10% SDS-PAGE gel. Proteins were transferred to a PVDF membrane and blocked with 5% NFDM/TBST for 1 hour at room temperature. The primary antibody at 1/500 dilution was used in 5% NFDM/TBST at room temperature for 2 hours. Goat Anti-Rabbit IgG - HRP Secondary Antibody at 1:300,000 dilution was used for 1 hour at room temperature.



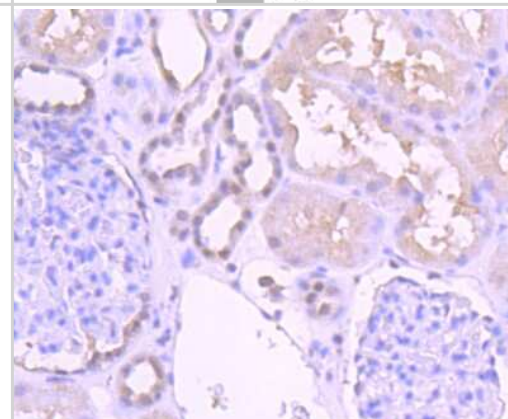
**Immunohistochemistry-Paraffin: Pax2 Antibody (JJ082-08) [NBP2-67849]** - Analysis of paraffin-embedded rat epididymis tissue with Rabbit anti-Pax2 antibody washed with ddH<sub>2</sub>O and PBS, and then probed with the primary antibody at 1/100 dilution for 1 hour at room temperature. The detection was performed using an HRP conjugated compact polymer system. DAB was used as the chromogen. Tissues were counterstained with hematoxylin and mounted with DPX.



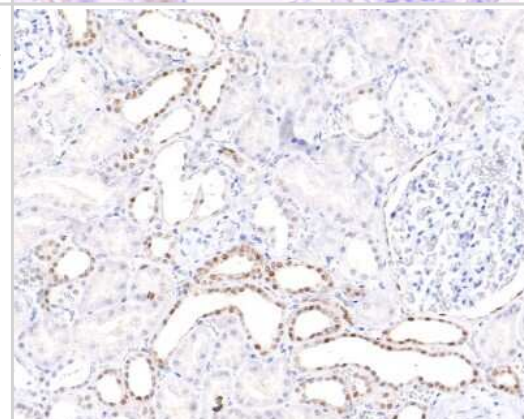
**Western Blot: Pax2 Antibody (JJ082-08) [NBP2-67849]** - Western blot analysis of Pax2 on human kidney tissue lysates. Proteins were transferred to a PVDF membrane and blocked with 5% BSA in PBS for 1 hour at room temperature. The primary antibody (1/500) was used in 5% BSA at room temperature for 2 hours. Goat



**Immunohistochemistry-Paraffin: Pax2 Antibody (JJ082-08) [NBP2-67849]** - Analysis of paraffin-embedded human kidney tissue using anti-Pax2 antibody. Counter stained with hematoxylin.



**Immunohistochemistry-Paraffin: Pax2 Antibody (JJ082-08) [NBP2-67849]** - Analysis of paraffin-embedded human kidney tissue with Rabbit anti-Pax2 antibody washed with ddH<sub>2</sub>O and PBS, and then probed with the primary antibody at 1/400 dilution for 1 hour at room temperature. The detection was performed using an HRP conjugated compact polymer system. DAB was used as the chromogen. Tissues were counterstained with hematoxylin and mounted with DPX.





### **Novus Biologicals USA**

10730 E. Briarwood Avenue  
Centennial, CO 80112  
USA  
Phone: 303.730.1950  
Toll Free: 1.888.506.6887  
Fax: 303.730.1966  
nb-customerservice@bio-techne.com

### **Bio-Techne Canada**

21 Canmotor Ave  
Toronto, ON M8Z 4E6  
Canada  
Phone: 905.827.6400  
Toll Free: 855.668.8722  
Fax: 905.827.6402  
canada.inquires@bio-techne.com

### **Bio-Techne Ltd**

19 Barton Lane  
Abingdon Science Park  
Abingdon, OX14 3NB, United Kingdom  
Phone: (44) (0) 1235 529449  
Free Phone: 0800 37 34 15  
Fax: (44) (0) 1235 533420  
info.EMEA@bio-techne.com

### **General Contact Information**

[www.novusbio.com](http://www.novusbio.com)  
Technical Support: [nb-technical@bio-techne.com](mailto:nb-technical@bio-techne.com)  
Orders: [nb-customerservice@bio-techne.com](mailto:nb-customerservice@bio-techne.com)  
General: [novus@novusbio.com](mailto:novus@novusbio.com)

### **Products Related to NBP2-67849**

---

HAF008	Goat anti-Rabbit IgG Secondary Antibody [HRP]
NB7160	Goat anti-Rabbit IgG (H+L) Secondary Antibody [HRP]
NBP2-24891	Rabbit IgG Isotype Control
NBP2-57700PEP	Pax2 Recombinant Protein Antigen

---

### **Limitations**

This product is for research use only and is not approved for use in humans or in clinical diagnosis. Primary Antibodies are guaranteed for 1 year from date of receipt.

For more information on our 100% guarantee, please visit [www.novusbio.com/guarantee](http://www.novusbio.com/guarantee)

Earn gift cards/discounts by submitting a review: [www.novusbio.com/reviews/submit/NBP2-67849](http://www.novusbio.com/reviews/submit/NBP2-67849)

Earn gift cards/discounts by submitting a publication using this product:  
[www.novusbio.com/publications](http://www.novusbio.com/publications)

