

Product Datasheet

BDNF Antibody (SJ12-09)

NBP2-67410

Unit Size: 100 ul

Store at 4C short term. Aliquot and store at -20C long term. Avoid freeze-thaw cycles.

www.novusbio.com



technical@novusbio.com

Publications: 1

Protocols, Publications, Related Products, Reviews, Research Tools and Images at:
www.novusbio.com/NBP2-67410

Updated 10/23/2024 v.20.1

Earn rewards for product reviews and publications.

Submit a publication at www.novusbio.com/publications

Submit a review at www.novusbio.com/reviews/destination/NBP2-67410



NBP2-67410

BDNF Antibody (SJ12-09)

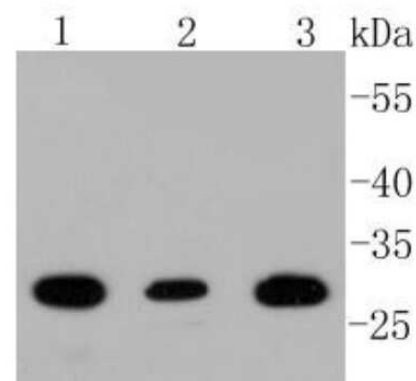
Product Information	
Unit Size	100 ul
Concentration	1 mg/ml
Storage	Store at 4C short term. Aliquot and store at -20C long term. Avoid freeze-thaw cycles.
Clonality	Monoclonal
Clone	SJ12-09
Preservative	0.05% Sodium Azide
Isotype	IgG
Purity	Protein A purified
Buffer	TBS (pH7.4), 0.05% BSA, 40% Glycerol

Product Description	
Host	Rabbit
Gene ID	627
Gene Symbol	BDNF
Species	Human, Mouse, Rat, Zebrafish
Immunogen	Synthetic peptide within C-terminal human BDNF. (SwissProt: P23560 Human; SwissProt: P21237 Mouse; SwissProt: P23363 Rat)

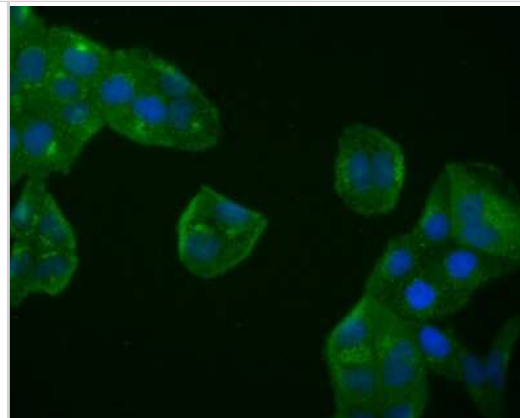
Product Application Details	
Applications	Western Blot, Immunocytochemistry/ Immunofluorescence, Immunohistochemistry, Immunohistochemistry-Paraffin
Recommended Dilutions	Western Blot 1:1000-1:2000, Immunohistochemistry, Immunocytochemistry/ Immunofluorescence 1:50-1:200, Immunohistochemistry-Paraffin 1:50-1:200

Images

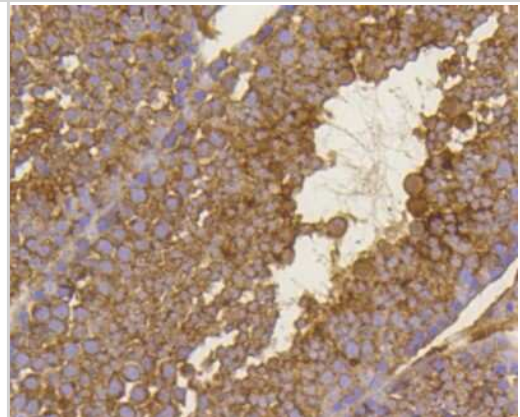
Western Blot: BDNF Antibody (SJ12-09) [NBP2-67410] - Analysis of BDNF on different lysates using anti-BDNF antibody at 1/1,000 dilution. Positive control: Lane 1: SHG-44 Lane 2: A172 Lane 3: Mouse brain



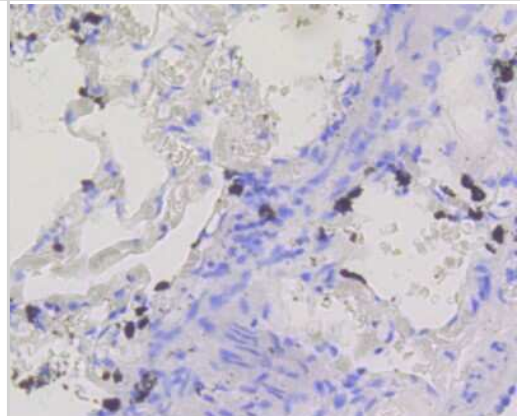
Immunocytochemistry/Immunofluorescence: BDNF Antibody (SJ12-09) [NBP2-67410] - ICC staining of BDNF in Hela cells (green). Formalin fixed cells were permeabilized with 0.1% Triton X-100 in TBS for 10 minutes at room temperature and blocked with 1% Blocker BSA for 15 minutes at room temperature. Cells were probed with the primary ant



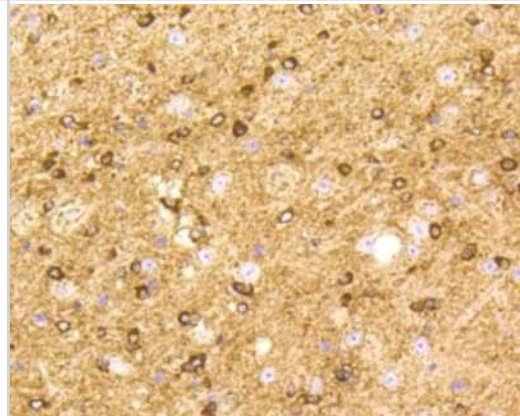
Immunohistochemistry-Paraffin: BDNF Antibody (SJ12-09) [NBP2-67410] - Analysis of paraffin-embedded mouse testis tissue using anti-BDNF antibody. Counter stained with hematoxylin.



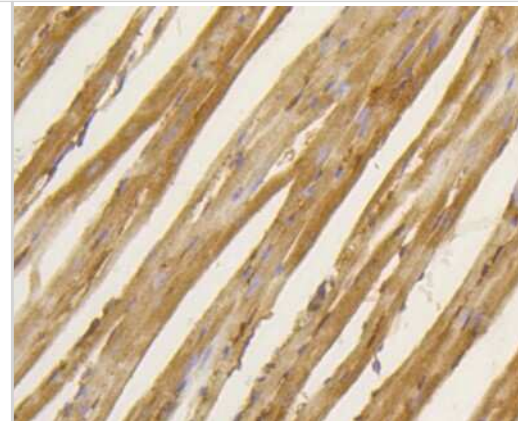
Immunohistochemistry-Paraffin: BDNF Antibody (SJ12-09) [NBP2-67410] - Analysis of paraffin-embedded human lung tissue using anti-BDNF antibody. Counter stained with hematoxylin.



Immunohistochemistry-Paraffin: BDNF Antibody (SJ12-09) [NBP2-67410] - Analysis of paraffin-embedded mouse brain tissue using anti-BDNF antibody. Counter stained with hematoxylin.



Immunohistochemistry-Paraffin: BDNF Antibody (SJ12-09) [NBP2-67410] - Analysis of paraffin-embedded mouse heart tissue using anti-BDNF antibody. Counter stained with hematoxylin.



Publications

Micaela Gliozzi, Anna Rita Coppoletta, Antonio Cardamone, Vincenzo Musolino, Cristina Carresi, Saverio Nucera, Stefano Ruga, Federica Scarano, Francesca Bosco, Lorenza Guarnieri, Roberta Macrì, Rocco Mollace, Catherine Belzung, Vincenzo Mollace The dangerous "West Coast Swing" by hyperglycaemia and chronic stress in the mouse hippocampus: Role of kynurenine catabolism. *Pharmacological research* 2024-03-04 [PMID: 38301816]



Novus Biologicals USA

10730 E. Briarwood Avenue
Centennial, CO 80112
USA
Phone: 303.730.1950
Toll Free: 1.888.506.6887
Fax: 303.730.1966
nb-customerservice@bio-techne.com

Bio-Techne Canada

21 Canmotor Ave
Toronto, ON M8Z 4E6
Canada
Phone: 905.827.6400
Toll Free: 855.668.8722
Fax: 905.827.6402
canada.inquires@bio-techne.com

Bio-Techne Ltd

19 Barton Lane
Abingdon Science Park
Abingdon, OX14 3NB, United Kingdom
Phone: (44) (0) 1235 529449
Free Phone: 0800 37 34 15
Fax: (44) (0) 1235 533420
info.EMEA@bio-techne.com

General Contact Information

www.novusbio.com
Technical Support: nb-technical@bio-techne.com
Orders: nb-customerservice@bio-techne.com
General: novus@novusbio.com

Products Related to NBP2-67410

HAF008	Goat anti-Rabbit IgG Secondary Antibody [HRP]
NB7160	Goat anti-Rabbit IgG (H+L) Secondary Antibody [HRP]
NBP2-24891	Rabbit IgG Isotype Control
NBP2-52006-0.1mg	Recombinant Human BDNF His Protein

Limitations

This product is for research use only and is not approved for use in humans or in clinical diagnosis. Primary Antibodies are guaranteed for 1 year from date of receipt.

For more information on our 100% guarantee, please visit www.novusbio.com/guarantee

Earn gift cards/discounts by submitting a review: www.novusbio.com/reviews/submit/NBP2-67410

Earn gift cards/discounts by submitting a publication using this product:
www.novusbio.com/publications

