

Product Datasheet

Tyrosinase Antibody (JA52-11)

NBP2-67232

Unit Size: 100 ul

Store at 4C short term. Aliquot and store at -20C long term. Avoid freeze-thaw cycles.

www.novusbio.com



technical@novusbio.com

Protocols, Publications, Related Products, Reviews, Research Tools and Images at:
www.novusbio.com/NBP2-67232

Updated 9/9/2025 v.20.1

Earn rewards for product
reviews and publications.

Submit a publication at www.novusbio.com/publications

Submit a review at www.novusbio.com/reviews/destination/NBP2-67232



NBP2-67232**Tyrosinase Antibody (JA52-11)**


Product Information	
Unit Size	100 ul
Concentration	1 mg/ml
Storage	Store at 4C short term. Aliquot and store at -20C long term. Avoid freeze-thaw cycles.
Clonality	Monoclonal
Clone	JA52-11
Preservative	0.05% Sodium Azide
Isotype	IgG
Purity	Protein A purified
Buffer	TBS (pH7.4), 0.05% BSA, 40% Glycerol

Product Description	
Description	Novus Biologicals Rabbit Tyrosinase Antibody (JA52-11) (NBP2-67232) is a recombinant monoclonal antibody validated for use in IHC, WB and ICC/IF. All Novus Biologicals antibodies are covered by our 100% guarantee.
Host	Rabbit
Gene ID	7299
Gene Symbol	TYR
Species	Human, Mouse
Immunogen	Recombinant protein within Human Tyrosinase aa 1-340 / 529. (SwissProt: P14679 Human; SwissProt: P11344 Mouse)

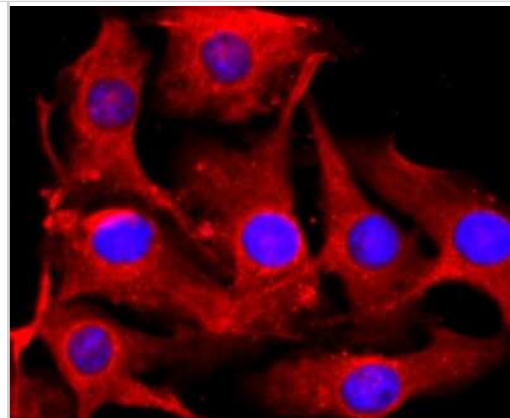
Product Application Details	
Applications	Western Blot, Immunohistochemistry-Paraffin, Immunocytochemistry/Immunofluorescence, Immunohistochemistry
Recommended Dilutions	Western Blot 1:500-1:2000, Immunohistochemistry, Immunocytochemistry/Immunofluorescence 1:100-1:500, Immunohistochemistry-Paraffin 1:50-1:200

Images

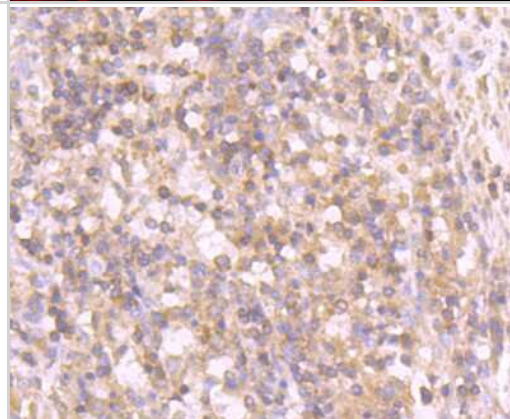
Western Blot: Tyrosinase Antibody (JA52-11) [NBP2-67232] - Western blot analysis of Tyrosinase on B16F1 cell lysates. Proteins were transferred to a PVDF membrane and blocked with 5% BSA in PBS for 1 hour at room temperature. The primary antibody (1/500) was used in 5% BSA at room temperature for 2 hours. Goat Anti-Rabbit IgG - HRP Secondary Antibody (HA1001) at 1:200,000 dilution was used for 1 hour at room temperature.



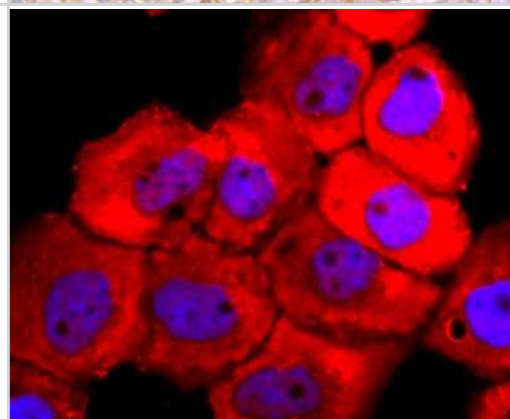
Immunocytochemistry/Immunofluorescence: Tyrosinase Antibody (JA52-11) [NBP2-67232] - Staining Tyrosinase in B16F1 cells (red). The nuclear counter stain is DAPI (blue). Cells were fixed in paraformaldehyde, permeabilised with 0.25% Triton X100/PBS.



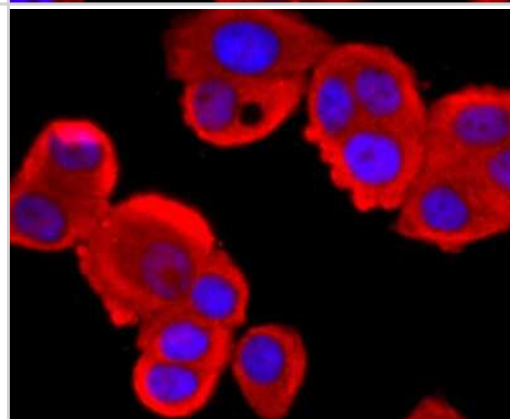
Immunohistochemistry-Paraffin: Tyrosinase Antibody (JA52-11) [NBP2-67232] - Analysis of paraffin-embedded human stomach cancer tissue using anti-Tyrosinase antibody. Counter stained with hematoxylin.



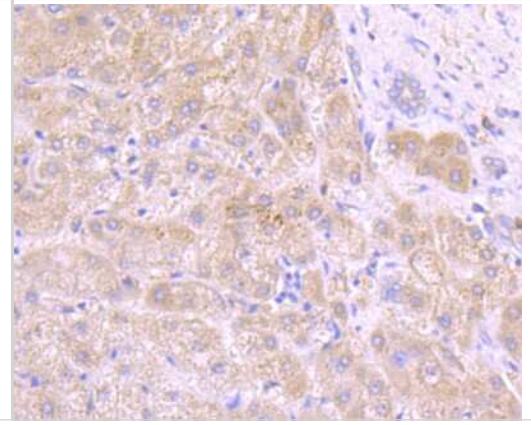
Immunocytochemistry/Immunofluorescence: Tyrosinase Antibody (JA52-11) [NBP2-67232] - Staining Tyrosinase in A431 cells (red). The nuclear counter stain is DAPI (blue). Cells were fixed in paraformaldehyde, permeabilised with 0.25% Triton X100/PBS.



Immunocytochemistry/Immunofluorescence: Tyrosinase Antibody (JA52-11) [NBP2-67232] - Staining Tyrosinase in MCF-7 cells (red). The nuclear counter stain is DAPI (blue). Cells were fixed in paraformaldehyde, permeabilised with 0.25% Triton X100/PBS.



Immunohistochemistry-Paraffin: Tyrosinase Antibody (JA52-11) [NBP2-67232] - Analysis of paraffin-embedded human liver tissue using anti-Tyrosinase antibody. Counter stained with hematoxylin.





Novus Biologicals USA

10730 E. Briarwood Avenue
Centennial, CO 80112
USA
Phone: 303.730.1950
Toll Free: 1.888.506.6887
Fax: 303.730.1966
nb-customerservice@bio-techne.com

Bio-Techne Canada

21 Canmotor Ave
Toronto, ON M8Z 4E6
Canada
Phone: 905.827.6400
Toll Free: 855.668.8722
Fax: 905.827.6402
canada.inquires@bio-techne.com

Bio-Techne Ltd

19 Barton Lane
Abingdon Science Park
Abingdon, OX14 3NB, United Kingdom
Phone: (44) (0) 1235 529449
Free Phone: 0800 37 34 15
Fax: (44) (0) 1235 533420
info.EMEA@bio-techne.com

General Contact Information

www.novusbio.com
Technical Support: nb-technical@bio-techne.com
Orders: nb-customerservice@bio-techne.com
General: novus@novusbio.com

Products Related to NBP2-67232

HAF008	Goat anti-Rabbit IgG Secondary Antibody [HRP]
NB7160	Goat anti-Rabbit IgG (H+L) Secondary Antibody [HRP]
NBP2-24891	Rabbit IgG Isotype Control
NBP2-56703PEP	Tyrosinase Recombinant Protein Antigen

Limitations

This product is for research use only and is not approved for use in humans or in clinical diagnosis. Primary Antibodies are guaranteed for 1 year from date of receipt.

For more information on our 100% guarantee, please visit www.novusbio.com/guarantee

Earn gift cards/discounts by submitting a review: www.novusbio.com/reviews/submit/NBP2-67232

Earn gift cards/discounts by submitting a publication using this product:
www.novusbio.com/publications

