

# Product Datasheet

## Troponin T Type 2 (cardiac) Antibody (5-C7) NBP2-67211

Unit Size: 100 ul

Store at 4C short term. Aliquot and store at -20C long term. Avoid freeze-thaw cycles.

[www.novusbio.com](http://www.novusbio.com)



[technical@novusbio.com](mailto:technical@novusbio.com)

Protocols, Publications, Related Products, Reviews, Research Tools and Images at:  
[www.novusbio.com/NBP2-67211](http://www.novusbio.com/NBP2-67211)

Updated 10/23/2024 v.20.1

Earn rewards for product  
reviews and publications.

Submit a publication at [www.novusbio.com/publications](http://www.novusbio.com/publications)

Submit a review at [www.novusbio.com/reviews/destination/NBP2-67211](http://www.novusbio.com/reviews/destination/NBP2-67211)




**NBP2-67211****Troponin T Type 2 (cardiac) Antibody (5-C7)**

<b>Product Information</b>	
<b>Unit Size</b>	100 ul
<b>Concentration</b>	2 mg/ml
<b>Storage</b>	Store at 4C short term. Aliquot and store at -20C long term. Avoid freeze-thaw cycles.
<b>Clonality</b>	Monoclonal
<b>Clone</b>	5-C7
<b>Preservative</b>	0.05% Sodium Azide
<b>Isotype</b>	IgG2b
<b>Purity</b>	Immunogen affinity purified
<b>Buffer</b>	PBS (pH7.4), 0.2% BSA, 40% Glycerol
<b>Product Description</b>	
<b>Host</b>	Mouse
<b>Gene ID</b>	7139
<b>Gene Symbol</b>	TNNT2
<b>Species</b>	Human, Mouse
<b>Reactivity Notes</b>	Mouse blocking reagent may be needed for IHC and ICC experiments to reduce high background signal. You can find these reagents under catalog numbers PK-2200-NB and MP-2400-NB. Please contact Technical Support if you have any. Please note that this antibody is reactive to Mouse and derived from the same host, Mouse. Mouse-On-questions.
<b>Immunogen</b>	Synthetic peptide within human Troponin T Type 2 (cardiac) 50-100 aa. (SwissProt: P45379 Human; SwissProt: P50752 Mouse)
<b>Product Application Details</b>	
<b>Applications</b>	Western Blot, Flow Cytometry, Immunocytochemistry/ Immunofluorescence, Immunohistochemistry, Immunohistochemistry-Paraffin
<b>Recommended Dilutions</b>	Western Blot 1:2000-1:5000, Flow Cytometry 1:50-1:100, Immunohistochemistry, Immunocytochemistry/ Immunofluorescence 1:50-1:200, Immunohistochemistry-Paraffin 1:50-1:200

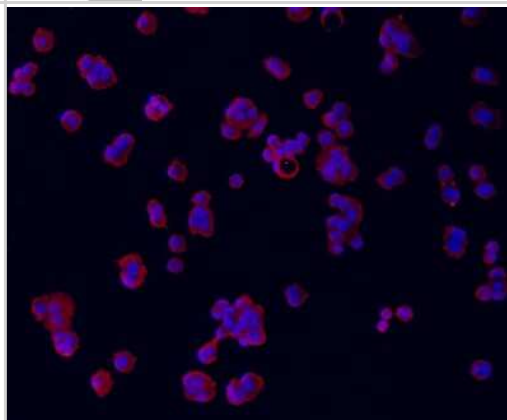


## Images

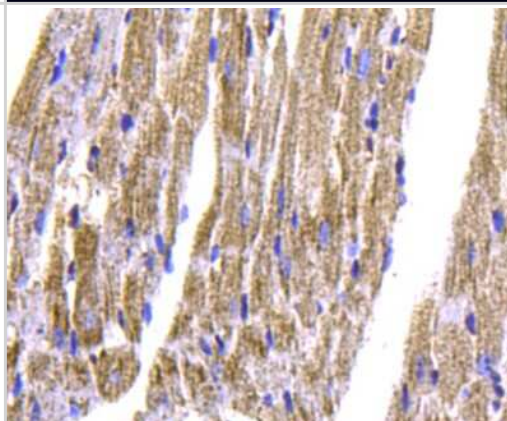
Western Blot: Troponin T Type 2 (cardiac) Antibody (5-C7) [NBP2-67211] - Analysis on human heart lysate using anti-TNNT2 Mouse mAb.



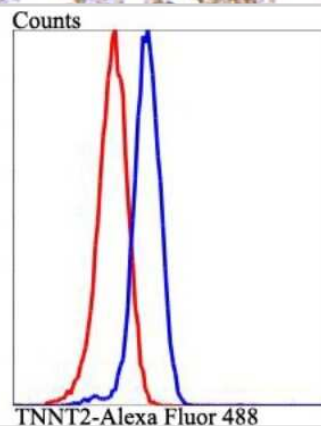
Immunocytochemistry/Immunofluorescence: Troponin T Type 2 (cardiac) Antibody (5-C7) [NBP2-67211] - ICC staining Troponin T Type 2 (cardiac) (red) in SK-Br-3 cells. The nuclear counter stain is DAPI (blue). Cells were fixed in paraformaldehyde, permeabilized with 0.25% Triton X100/PBS.



Immunohistochemistry-Paraffin: Troponin T Type 2 (cardiac) Antibody (5-C7) [NBP2-67211] - Immunohistochemical analysis of paraffin-embedded mouse heart tissue using anti-Troponin T Type 2 (cardiac) antibody. Counter stained with hematoxylin.



Flow Cytometry: Troponin T Type 2 (cardiac) Antibody (5-C7) [NBP2-67211] - Flow cytometric analysis of SK-Br-3 cells with Troponin T Type 2 (cardiac) antibody at 1/100 dilution (blue) compared with an unlabeled control (cells without incubation with primary antibody; red). Alexa Fluor 488-conjugated goat anti-mouse IgG was used as the secondary antibody.





### **Novus Biologicals USA**

10730 E. Briarwood Avenue  
Centennial, CO 80112  
USA  
Phone: 303.730.1950  
Toll Free: 1.888.506.6887  
Fax: 303.730.1966  
nb-customerservice@bio-techne.com

### **Bio-Techne Canada**

21 Canmotor Ave  
Toronto, ON M8Z 4E6  
Canada  
Phone: 905.827.6400  
Toll Free: 855.668.8722  
Fax: 905.827.6402  
canada.inquires@bio-techne.com

### **Bio-Techne Ltd**

19 Barton Lane  
Abingdon Science Park  
Abingdon, OX14 3NB, United Kingdom  
Phone: (44) (0) 1235 529449  
Free Phone: 0800 37 34 15  
Fax: (44) (0) 1235 533420  
info.EMEA@bio-techne.com

### **General Contact Information**

[www.novusbio.com](http://www.novusbio.com)  
Technical Support: nb-technical@bio-techne.com  
Orders: nb-customerservice@bio-techne.com  
General: novus@novusbio.com

### **Products Related to NBP2-67211**

HAF007	Goat anti-Mouse IgG Secondary Antibody [HRP]
NB720-B	Rabbit anti-Mouse IgG (H+L) Secondary Antibody [Biotin]
NBP2-27231	Mouse IgG2b Isotype Control (MPC-11)
NBC1-28765-0.1mg	Recombinant Human Troponin T Type 2 (cardiac) His Protein

### **Limitations**

This product is for research use only and is not approved for use in humans or in clinical diagnosis. Primary Antibodies are guaranteed for 1 year from date of receipt.

For more information on our 100% guarantee, please visit [www.novusbio.com/guarantee](http://www.novusbio.com/guarantee)

Earn gift cards/discounts by submitting a review: [www.novusbio.com/reviews/submit/NBP2-67211](http://www.novusbio.com/reviews/submit/NBP2-67211)

Earn gift cards/discounts by submitting a publication using this product:  
[www.novusbio.com/publications](http://www.novusbio.com/publications)

