

Product Datasheet

Beta Ig-h3/TGFBI Antibody (JM24-53) NBP2-67186

Unit Size: 100 ul

Store at 4C short term. Aliquot and store at -20C long term. Avoid freeze-thaw cycles.

www.novusbio.com



technical@novusbio.com

Publications: 2

Protocols, Publications, Related Products, Reviews, Research Tools and Images at:
www.novusbio.com/NBP2-67186

Updated 10/23/2024 v.20.1

Earn rewards for product
reviews and publications.

Submit a publication at www.novusbio.com/publications

Submit a review at www.novusbio.com/reviews/destination/NBP2-67186



NBP2-67186

Beta Ig-h3/TGFBI Antibody (JM24-53)

Product Information	
Unit Size	100 ul
Concentration	1 mg/ml
Storage	Store at 4C short term. Aliquot and store at -20C long term. Avoid freeze-thaw cycles.
Clonality	Monoclonal
Clone	JM24-53
Preservative	0.05% Sodium Azide
Isotype	IgG
Purity	Protein A purified
Buffer	TBS (pH7.4), 0.05% BSA, 40% Glycerol

Product Description	
Host	Rabbit
Gene ID	7045
Gene Symbol	TGFBI
Species	Human, Mouse, Rat
Immunogen	Synthetic peptide within Human Beta Ig-h3/TGFBI aa 93-142 / 683. (SwissProt: Q15582 Human; SwissProt: P82198 Mouse; SwissProt: D4A8G5 Rat)

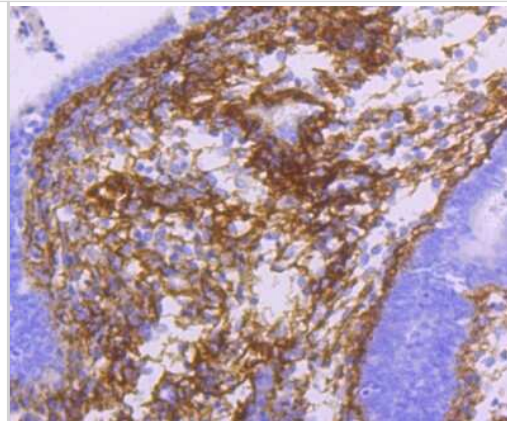
Product Application Details	
Applications	Western Blot, Immunohistochemistry, Immunohistochemistry-Paraffin
Recommended Dilutions	Western Blot 1:500-1:2000, Immunohistochemistry, Immunohistochemistry-Paraffin 1:50-1:200

Images

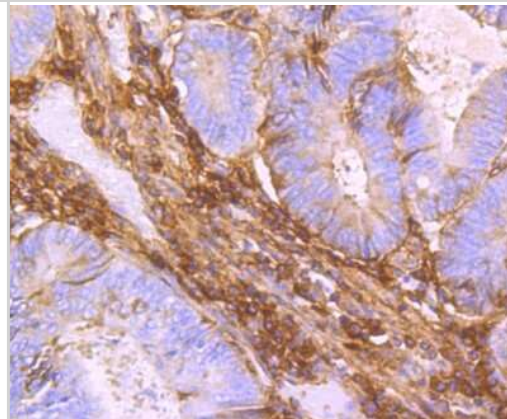
Western Blot: Beta Ig-h3/TGFBI Antibody (JM24-53) [NBP2-67186] - Analysis of TGFBI on mouse colon (1) and mouse eye (2) tissue lysate using anti-TGFBI antibody at 1/1,000 dilution.



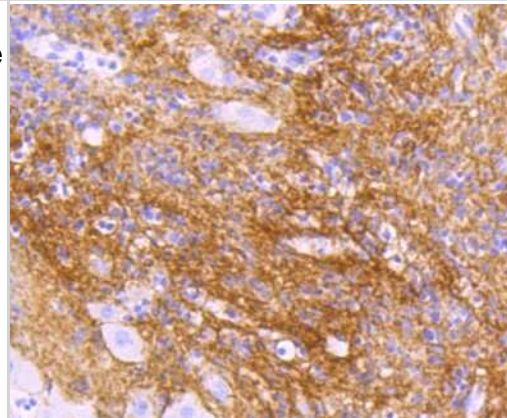
Immunohistochemistry-Paraffin: Beta Ig-h3/TGFBI Antibody (JM24-53) [NBP2-67186] - Analysis of paraffin-embedded human uterus tissue using anti-TGFBI antibody. Counter stained with hematoxylin.



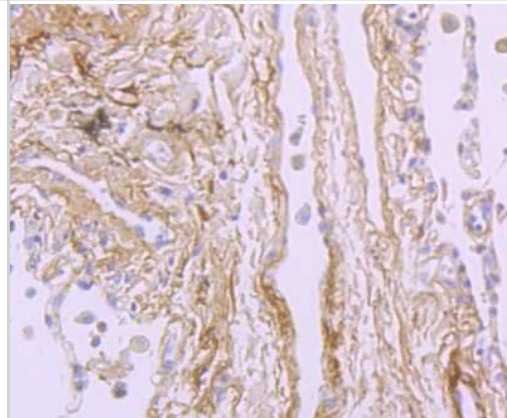
Immunohistochemistry-Paraffin: Beta Ig-h3/TGFBI Antibody (JM24-53) [NBP2-67186] - Analysis of paraffin-embedded human colon cancer tissue using anti-TGFBI antibody. Counter stained with hematoxylin.



Immunohistochemistry-Paraffin: Beta Ig-h3/TGFBI Antibody (JM24-53) [NBP2-67186] - Analysis of paraffin-embedded human liver cancer tissue using anti-TGFBI antibody. Counter stained with hematoxylin.



Immunohistochemistry-Paraffin: Beta Ig-h3/TGFBI Antibody (JM24-53) [NBP2-67186] - Analysis of paraffin-embedded human lung cancer tissue using anti-TGFBI antibody. Counter stained with hematoxylin.



Publications

Tamara C, Nerea LB, Belén BS, et al. HUMAN OBESE WHITE ADIPOSE TISSUE SHEDS DEPOT-SPECIFIC EXTRACELLULAR VESICLES AND REVEALS CANDIDATE BIOMARKERS FOR MONITORING OBESITY AND ITS COMORBIDITIES *Translational research : the journal of laboratory and clinical medicine* 2021-01-16 [PMID: 33465489] (WB, Human)

Tamara C, Nerea LB, BelEn BS et al. Vesicles Shed by Pathological Murine Adipocytes Spread Pathology: Characterization and Functional Role of Insulin Resistant/Hypertrophied Adiposomes *Int J Mol Sci* 2020-03-24 [PMID: 32214011] (WB, Mouse)





Novus Biologicals USA

10730 E. Briarwood Avenue
Centennial, CO 80112
USA
Phone: 303.730.1950
Toll Free: 1.888.506.6887
Fax: 303.730.1966
nb-customerservice@bio-techne.com

Bio-Techne Canada

21 Canmotor Ave
Toronto, ON M8Z 4E6
Canada
Phone: 905.827.6400
Toll Free: 855.668.8722
Fax: 905.827.6402
canada.inquires@bio-techne.com

Bio-Techne Ltd

19 Barton Lane
Abingdon Science Park
Abingdon, OX14 3NB, United Kingdom
Phone: (44) (0) 1235 529449
Free Phone: 0800 37 34 15
Fax: (44) (0) 1235 533420
info.EMEA@bio-techne.com

General Contact Information

www.novusbio.com
Technical Support: nb-technical@bio-techne.com
Orders: nb-customerservice@bio-techne.com
General: novus@novusbio.com

Products Related to NBP2-67186

HAF008	Goat anti-Rabbit IgG Secondary Antibody [HRP]
NB7160	Goat anti-Rabbit IgG (H+L) Secondary Antibody [HRP]
NBP2-24891	Rabbit IgG Isotype Control
NBP2-48534PEP	Beta Ig-h3/TGFBI Recombinant Protein Antigen

Limitations

This product is for research use only and is not approved for use in humans or in clinical diagnosis. Primary Antibodies are guaranteed for 1 year from date of receipt.

For more information on our 100% guarantee, please visit www.novusbio.com/guarantee

Earn gift cards/discounts by submitting a review: www.novusbio.com/reviews/submit/NBP2-67186

Earn gift cards/discounts by submitting a publication using this product:
www.novusbio.com/publications

