Product Datasheet

FGF-11 Antibody - BSA Free
NBP2-62694

Unit Size: 100 ul

Store at 4C short term. Aliquot and store at -20C long term. Avoid freeze-thaw cycles.

www.novusbio.com technical@novusbio.com

Protocols, Publications, Related Products, Reviews, Research Tools and Images at:
www.novusbio.com/NBP2-62694

Updated 9/9/2025 v.20.1

Earn rewards for product reviews and publications.
Submit a publication at www.novusbio.com/publications
Submit a review at www.novusbio.com/reviews/destination/NBP2-62694

NBP2-62694

FGF-11 Antibody - BSA Free

Product Information	
Unit Size	100 ul
Concentration	Concentrations vary lot to lot. See vial label for concentration. If unlisted please contact technical services.
Storage	Store at 4C short term. Aliquot and store at -20C long term. Avoid freeze-thaw cycles.
Clonality	Polyclonal
Preservative	0.02% Sodium Azide
Isotype	IgG
Purity	Protein A purified
Buffer	PBS (pH 7.2) and 40% Glycerol

Product Description	
Description	Novus Biologicals Rabbit FGF-11 Antibody - BSA Free (NBP2-62694) is a polyclonal antibody validated for use in IHC. All Novus Biologicals antibodies are covered by our 100% guarantee.
Host	Rabbit
Gene ID	2256
Gene Symbol	FGF11
Species	Human
Immunogen	This antibody was developed against a recombinant protein corresponding to amino acids: VTKLFCRQGFYLQANPDGSIQGTPEDTSSFTHFN

Product Application Details	
Applications	Immunohistochemistry-Paraffin, Immunohistochemistry
Recommended Dilutions	Immunohistochemistry 1:50 - 1:200, Immunohistochemistry-Paraffin 1:50 - 1:200
Application Notes	For IHC-Paraffin, HIER pH 6 retrieval is recommended.

Images

Immunohistochemistry-Paraffin: FGF-11 Antibody [NBP2-62694] - Staining of human adrenal gland shows high expression.	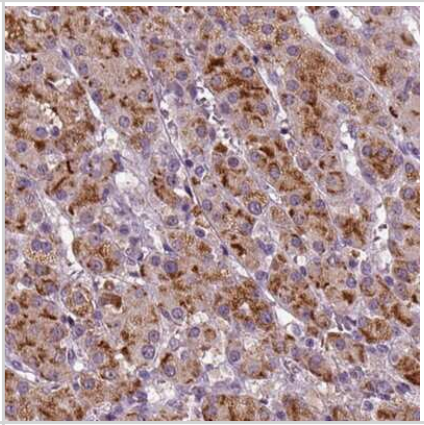
Immunohistochemistry-Paraffin: FGF-11 Antibody [NBP2-62694] - Analysis in human adrenal gland and pancreas tissues using Anti-FGF11 antibody. Corresponding FGF11 RNA-seq data are presented for the same tissues.	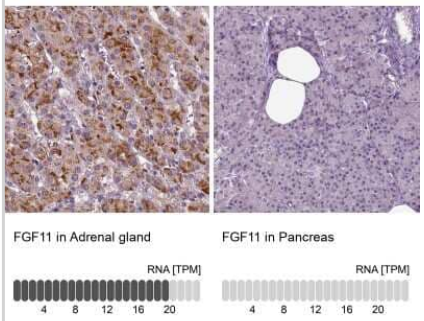
Immunohistochemistry-Paraffin: FGF-11 Antibody [NBP2-62694] - Staining of human pancreas shows low expression as expected.	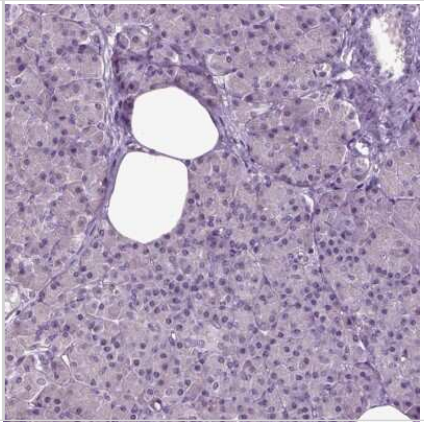

Novus Biologicals USA
10730 E. Briarwood Avenue
Centennial, CO 80112
USA
Phone: 303.730.1950
Toll Free: 1.888.506.6887
Fax: 303.730.1966
nb-customerservice@bio-techne.com

Bio-Techne Canada
21 Canmotor Ave
Toronto, ON M8Z 4E6
Canada
Phone: 905.827.6400
Toll Free: 855.668.8722
Fax: 905.827.6402
canada.inquires@bio-techne.com

Bio-Techne Ltd
19 Barton Lane
Abingdon Science Park
Abingdon, OX14 3NB, United Kingdom
Phone: (44) (0) 1235 529449
Free Phone: 0800 37 34 15
Fax: (44) (0) 1235 533420
info.EMEA@bio-techne.com

General Contact Information
www.novusbio.com
Technical Support: nb-technical@bio-techne.com
Orders: nb-customerservice@bio-techne.com
General: novus@novusbio.com

Products Related to NBP2-62694

HAF008	Goat anti-Rabbit IgG Secondary Antibody [HRP]
NB7160	Goat anti-Rabbit IgG (H+L) Secondary Antibody [HRP]
NBP2-24891	Rabbit IgG Isotype Control
H00002256-Q01-10ug	Recombinant Human FGF-11 GST (N-Term) Protein

Limitations
This product is for research use only and is not approved for use in humans or in clinical diagnosis. Primary Antibodies are guaranteed for 1 year from date of receipt.

For more information on our 100% guarantee, please visit www.novusbio.com/guarantee

Earn gift cards/discounts by submitting a review: www.novusbio.com/reviews/submit/NBP2-62694

Earn gift cards/discounts by submitting a publication using this product: www.novusbio.com/publications