

Product Datasheet

alcohol dehydrogenase 6 Antibody - BSA Free NBP2-62658

Unit Size: 100 ul

Store at 4C short term. Aliquot and store at -20C long term. Avoid freeze-thaw cycles.

www.novusbio.com



technical@novusbio.com

Protocols, Publications, Related Products, Reviews, Research Tools and Images at:
www.novusbio.com/NBP2-62658

Updated 12/2/2025 v.20.1

Earn rewards for product
reviews and publications.

Submit a publication at www.novusbio.com/publications

Submit a review at www.novusbio.com/reviews/destination/NBP2-62658



NBP2-62658

alcohol dehydrogenase 6 Antibody - BSA Free

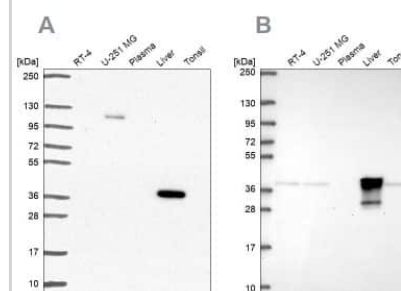
Product Information	
Unit Size	100 ul
Concentration	Concentrations vary lot to lot. See vial label for concentration. If unlisted please contact technical services.
Storage	Store at 4C short term. Aliquot and store at -20C long term. Avoid freeze-thaw cycles.
Clonality	Polyclonal
Preservative	0.02% Sodium Azide
Isotype	IgG
Purity	Affinity purified
Buffer	PBS (pH 7.2) and 40% Glycerol

Product Description	
Description	Novus Biologicals Rabbit alcohol dehydrogenase 6 Antibody - BSA Free (NBP2-62658) is a polyclonal antibody validated for use in IHC and WB. All Novus Biologicals antibodies are covered by our 100% guarantee.
Host	Rabbit
Gene ID	130
Gene Symbol	ADH6
Species	Human
Immunogen	This antibody was developed against a recombinant protein corresponding to amino acids: AKEVRIKVVATGLCGTEMKVLGSKHLDLLYPTILGHEG

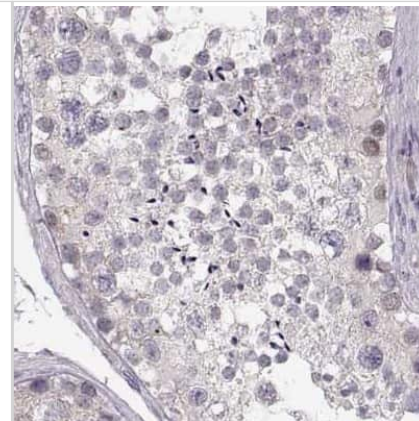
Product Application Details	
Applications	Western Blot, Immunohistochemistry-Paraffin, Immunohistochemistry
Recommended Dilutions	Western Blot 0.04-0.4 ug/ml, Immunohistochemistry 1:500 - 1:1000, Immunohistochemistry-Paraffin 1:500 - 1:1000
Application Notes	For IHC-Paraffin, HIER pH 6 retrieval is recommended.

Images

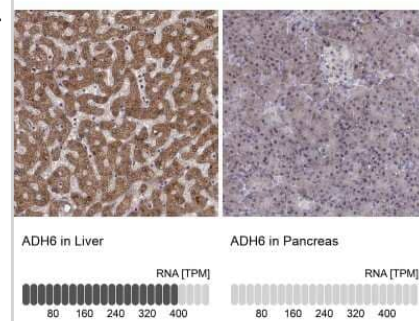
Western Blot: alcohol dehydrogenase 6 Antibody [NBP2-62658] - Analysis using Anti-ADH6 antibody NBP2-62658 (A) shows similar pattern to independent antibody NBP2-62661 (B).



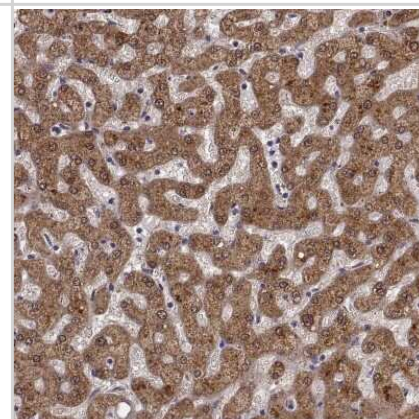
Immunohistochemistry-Paraffin: alcohol dehydrogenase 6 Antibody [NBP2-62658] - Staining of human testis.



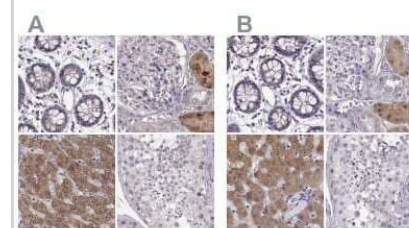
Immunohistochemistry-Paraffin: alcohol dehydrogenase 6 Antibody [NBP2-62658] - Analysis in human liver and pancreas tissues using Anti-ADH6 antibody. Corresponding ADH6 RNA-seq data are presented for the same tissues.



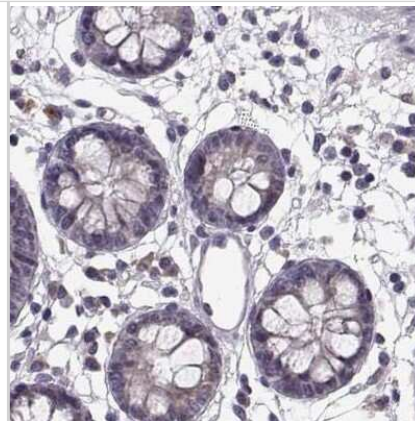
Immunohistochemistry-Paraffin: alcohol dehydrogenase 6 Antibody [NBP2-62658] - Staining of human liver shows high expression.



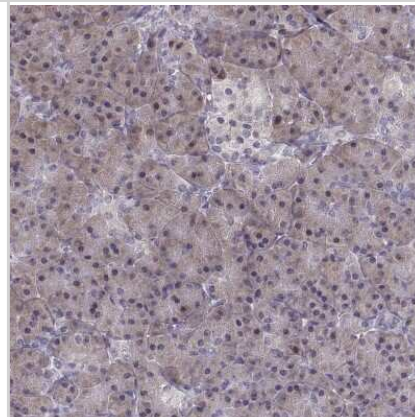
Immunohistochemistry-Paraffin: alcohol dehydrogenase 6 Antibody [NBP2-62658] - Staining of human colon, kidney, liver and testis using Anti-ADH6 antibody NBP2-62658 (A) shows similar protein distribution across tissues to independent antibody NBP2-62661 (B).



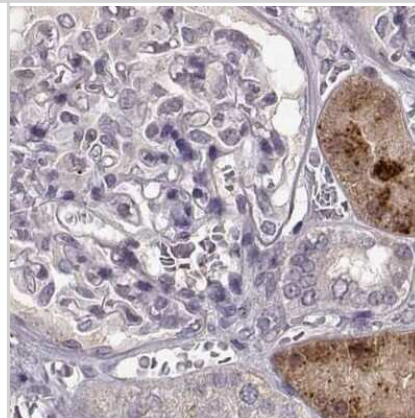
Immunohistochemistry-Paraffin: alcohol dehydrogenase 6 Antibody [NBP2-62658] - Staining of human colon.



Immunohistochemistry-Paraffin: alcohol dehydrogenase 6 Antibody [NBP2-62658] - Staining of human pancreas shows low expression as expected.



Immunohistochemistry-Paraffin: alcohol dehydrogenase 6 Antibody [NBP2-62658] - Staining of human kidney.





Novus Biologicals USA

10730 E. Briarwood Avenue
Centennial, CO 80112
USA
Phone: 303.730.1950
Toll Free: 1.888.506.6887
Fax: 303.730.1966
nb-customerservice@bio-techne.com

Bio-Techne Canada

21 Canmotor Ave
Toronto, ON M8Z 4E6
Canada
Phone: 905.827.6400
Toll Free: 855.668.8722
Fax: 905.827.6402
canada.inquires@bio-techne.com

Bio-Techne Ltd

19 Barton Lane
Abingdon Science Park
Abingdon, OX14 3NB, United Kingdom
Phone: (44) (0) 1235 529449
Free Phone: 0800 37 34 15
Fax: (44) (0) 1235 533420
info.EMEA@bio-techne.com

General Contact Information

www.novusbio.com
Technical Support: nb-technical@bio-techne.com
Orders: nb-customerservice@bio-techne.com
General: novus@novusbio.com

Products Related to NBP2-62658

NBP2-62658PEP	alcohol dehydrogenase 6 Recombinant Protein Antigen
NBP2-33376H	Blue Marker Antibody (6F4-F6) [HRP]
HAF008	Goat anti-Rabbit IgG Secondary Antibody [HRP]
NB7160	Goat anti-Rabbit IgG (H+L) Secondary Antibody [HRP]
NBP2-24891	Rabbit IgG Isotype Control

Limitations

This product is for research use only and is not approved for use in humans or in clinical diagnosis. Primary Antibodies are guaranteed for 1 year from date of receipt.

For more information on our 100% guarantee, please visit www.novusbio.com/guarantee

Earn gift cards/discounts by submitting a review: www.novusbio.com/reviews/submit/NBP2-62658

Earn gift cards/discounts by submitting a publication using this product:
www.novusbio.com/publications

