

Product Datasheet

IgG4 Antibody (RM120) NBP2-62126

Unit Size: 100 ug

Store at -20C. Avoid freeze-thaw cycles.

www.novusbio.com



technical@novusbio.com

Publications: 1

Protocols, Publications, Related Products, Reviews, Research Tools and Images at:
www.novusbio.com/NBP2-62126

Updated 10/23/2024 v.20.1

Earn rewards for product
reviews and publications.

Submit a publication at www.novusbio.com/publications

Submit a review at www.novusbio.com/reviews/destination/NBP2-62126



NBP2-62126

IgG4 Antibody (RM120)

Product Information	
Unit Size	100 ug
Concentration	1 mg/ml
Storage	Store at -20C. Avoid freeze-thaw cycles.
Clonality	Monoclonal
Clone	RM120
Preservative	0.09% Sodium Azide
Isotype	IgG
Purity	Protein A purified
Buffer	50% Glycerol/PBS, 1% BSA

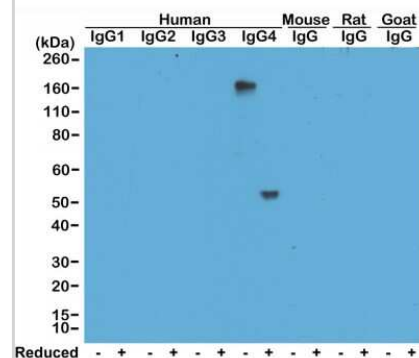
Product Description	
Host	Rabbit
Species	Human
Specificity/Sensitivity	This antibody reacts to the heavy chain of human IgG4, This antibody does not cross react to any other IgG subclasses (IgG1, IgG2, or IgG3), and shows no cross reactivity to IgM, IgA, IgD, IgE. This antibody does not react to monkey (Cyno or Rhesus) IgG, mouse IgG, rat IgG, or goat IgG.
Immunogen	Peptide corresponding to the hinge region of Human IgG4

Product Application Details	
Applications	Western Blot, ELISA, Flow Cytometry, Immunocytochemistry/ Immunofluorescence, Immunohistochemistry, Immunohistochemistry-Paraffin, Sandwich ELISA Capture, Sandwich ELISA Detection
Recommended Dilutions	Western Blot 0.5 ug/ml - 2 ug/ml, Flow Cytometry 1ug/ml-4ug/ml, ELISA, Immunohistochemistry 1 - 10 ug/ml, Immunocytochemistry/ Immunofluorescence 1 - 10 ug/ml, Immunohistochemistry-Paraffin 1 - 10 ug/ml, Sandwich ELISA Capture 50 - 200ng/well, Sandwich ELISA Detection 0.05 - 0.2ug/ml

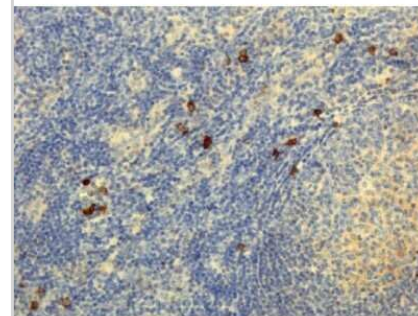


Images

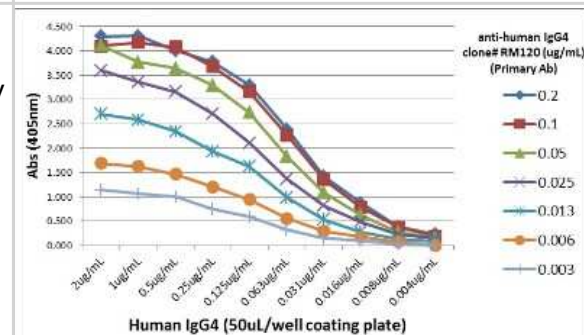
Western Blot: IgG4 Antibody (RM120) [Unconjugated] [NBP2-62126] - Western Blot of human, mouse, rat, and goat IgG shows NBP2-62126 reacts to human IgG4, in both whole molecule (~150kDa, non-reduced) and heavy chain (~50kDa, reduced) forms. No cross reactivity with other isotypes of human IgG, or mouse, rat, or goat IgG.



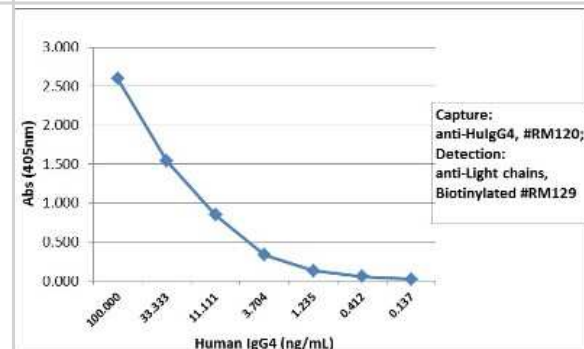
Immunohistochemistry: IgG4 Antibody (RM120) [Unconjugated] [NBP2-62126] - Immunohistochemistry of Human Lymphoid Tissue using Anti-Human IgG4 antibody NBP2-62126B. Image using the Biotin format of this antibody.



ELISA: IgG4 Antibody (RM120) [Unconjugated] [NBP2-62126] - A titer ELISA using NBP2-62126. The plate was coated with different amounts of human IgG4. A serial dilution of NBP2-62126 was used as the primary antibody. An alkaline phosphatase conjugated anti-rabbit IgG as the secondary antibody.



ELISA: IgG4 Antibody (RM120) [Unconjugated] [NBP2-62126] - Sandwich ELISA using NBP2-62126 as the capture antibody, and biotinylated anti-human light chains (kappa+lambda) antibody NBP2-77396 as the detection antibody, followed by an AP conjugated streptavidin.



Publications

Le Quintrec M, Teisseyre M, Bec N et al. Contactin-1 is a novel target antigen in membranous nephropathy associated with chronic inflammatory demyelinating polyneuropathy *Kidney Int* 2021-10-01 [PMID: 34600965] (ICC/IF, Human)

Details:

Citation using the Alexa Fluor 488 format of this antibody.





Novus Biologicals USA

10730 E. Briarwood Avenue
Centennial, CO 80112
USA
Phone: 303.730.1950
Toll Free: 1.888.506.6887
Fax: 303.730.1966
nb-customerservice@bio-techne.com

Bio-Techne Canada

21 Canmotor Ave
Toronto, ON M8Z 4E6
Canada
Phone: 905.827.6400
Toll Free: 855.668.8722
Fax: 905.827.6402
canada.inquires@bio-techne.com

Bio-Techne Ltd

19 Barton Lane
Abingdon Science Park
Abingdon, OX14 3NB, United Kingdom
Phone: (44) (0) 1235 529449
Free Phone: 0800 37 34 15
Fax: (44) (0) 1235 533420
info.EMEA@bio-techne.com

General Contact Information

www.novusbio.com
Technical Support: nb-technical@bio-techne.com
Orders: nb-customerservice@bio-techne.com
General: novus@novusbio.com

Products Related to NBP2-62126

HAF008	Goat anti-Rabbit IgG Secondary Antibody [HRP]
NB7160	Goat anti-Rabbit IgG (H+L) Secondary Antibody [HRP]
NBP2-24891	Rabbit IgG Isotype Control
DDXCH04P-100	Human IgG4 Isotype Control

Limitations

This product is for research use only and is not approved for use in humans or in clinical diagnosis. Primary Antibodies are guaranteed for 1 year from date of receipt.

For more information on our 100% guarantee, please visit www.novusbio.com/guarantee

Earn gift cards/discounts by submitting a review: www.novusbio.com/reviews/submit/NBP2-62126

Earn gift cards/discounts by submitting a publication using this product:
www.novusbio.com/publications

