

Product Datasheet

IgG2a Kappa Antibody (RM107) [Biotin] NBP2-62007B

Unit Size: 50 ug

Store at -20C. Avoid freeze-thaw cycles.

www.novusbio.com



technical@novusbio.com

Protocols, Publications, Related Products, Reviews, Research Tools and Images at:
www.novusbio.com/NBP2-62007B

Updated 10/23/2024 v.20.1

**Earn rewards for product
reviews and publications.**

Submit a publication at www.novusbio.com/publications

Submit a review at www.novusbio.com/reviews/destination/NBP2-62007B



NBP2-62007B


IgG2a Kappa Antibody (RM107) [Biotin]

Product Information	
Unit Size	50 ug
Concentration	1 mg/ml
Storage	Store at -20C. Avoid freeze-thaw cycles.
Clonality	Monoclonal
Clone	RM107
Preservative	0.09% Sodium Azide
Isotype	IgG
Conjugate	Biotin
Purity	Protein A purified
Buffer	PBS, 50% Glycerol, 1% BSA
Product Description	
Host	Rabbit
Species	Mouse
Specificity/Sensitivity	This antibody reacts to the Fab region of mouse IgG2a Kappa. No cross reactivity with mouse IgG2a μ , IgG1, IgG3, IgM, IgA, IgE, human IgG, rat IgG, or goat IgG.
Immunogen	Mouse IgG
Product Application Details	
Applications	Western Blot, ELISA, Immunocytochemistry
Recommended Dilutions	Western Blot 0.1 ug/ml - 0.5 ug/ml, ELISA 0.005 ug/ml - 0.2 ug/ml, Immunocytochemistry 0.5 - 2 ug/mL
Application Notes	This primary antibody can also be used as a secondary antibody.

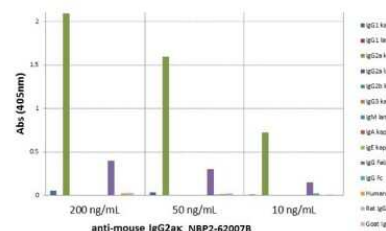


Images

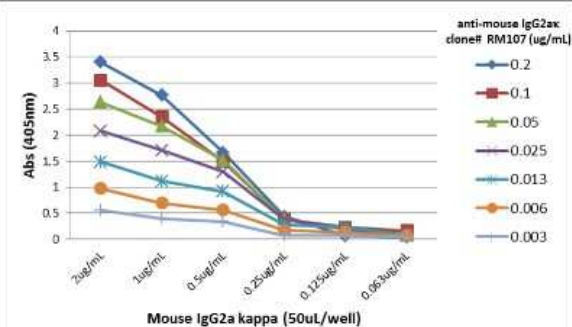
Western Blot: IgG2a Kappa Antibody (RM107) [Biotin] [NBP2-62007B] - Western blot of nonreduced(-) and reduced(+) mouse IgG2a(kappa) (20 ng/lane), using 0.2 ug/mL of NBP2-62007, the unconjugated version of this antibody. This antibody only reacts to nonreduced Mouse IgG2a (kappa).



ELISA: IgG2a Kappa Antibody (RM107) [Biotin] [NBP2-62007B] - ELISA of mouse immunoglobulins shows NBP2-62007B reacts to the Fab region of mouse IgG2ak; no cross reactivity with IgG2al, IgG1, IgG3, IgM, IgA, IgE, human IgG, rat IgG, or goat IgG. The plate was coated with different immunoglobulins. NBP2-62007B was used as the primary antibody. An alkaline phosphatase conjugated anti-rabbit IgG as the secondary antibody.



ELISA: IgG2a Kappa Antibody (RM107) [Biotin] [NBP2-62007B] - A titer ELISA of mouse IgG2a kappa. The plate was coated with different amounts of mouse IgG2a kappa. A serial dilution of NBP2-62007B was used as the primary antibody. An alkaline phosphatase conjugated anti-rabbit IgG as the secondary antibody.





Novus Biologicals USA

10730 E. Briarwood Avenue
Centennial, CO 80112
USA
Phone: 303.730.1950
Toll Free: 1.888.506.6887
Fax: 303.730.1966
nb-customerservice@bio-techne.com

Bio-Techne Canada

21 Canmotor Ave
Toronto, ON M8Z 4E6
Canada
Phone: 905.827.6400
Toll Free: 855.668.8722
Fax: 905.827.6402
canada.inquires@bio-techne.com

Bio-Techne Ltd

19 Barton Lane
Abingdon Science Park
Abingdon, OX14 3NB, United Kingdom
Phone: (44) (0) 1235 529449
Free Phone: 0800 37 34 15
Fax: (44) (0) 1235 533420
info.EMEA@bio-techne.com

General Contact Information

www.novusbio.com
Technical Support: nb-technical@bio-techne.com
Orders: nb-customerservice@bio-techne.com
General: novus@novusbio.com

Products Related to NBP2-62007B

NBP2-24891B	Rabbit IgG Isotype Control [Biotin]
NBP1-96981-0.5mg	Mouse IgG2a Kappa Isotype Control (M2AK)

Limitations

This product is for research use only and is not approved for use in humans or in clinical diagnosis. Primary Antibodies are guaranteed for 1 year from date of receipt.

For more information on our 100% guarantee, please visit www.novusbio.com/guarantee

Earn gift cards/discounts by submitting a review: www.novusbio.com/reviews/submit/NBP2-62007B

Earn gift cards/discounts by submitting a publication using this product:
www.novusbio.com/publications

