

# Product Datasheet

## TRPC1 Antibody NBP2-62000

Unit Size: 100 ug

Store at 4C short term. Aliquot and store at -20C long term. Avoid freeze-thaw cycles.

[www.novusbio.com](http://www.novusbio.com)



[technical@novusbio.com](mailto:technical@novusbio.com)

Protocols, Publications, Related Products, Reviews, Research Tools and Images at:  
[www.novusbio.com/NBP2-62000](http://www.novusbio.com/NBP2-62000)

Updated 9/9/2025 v.20.1

Earn rewards for product  
reviews and publications.

Submit a publication at [www.novusbio.com/publications](http://www.novusbio.com/publications)

Submit a review at [www.novusbio.com/reviews/destination/NBP2-62000](http://www.novusbio.com/reviews/destination/NBP2-62000)



**NBP2-62000****TRPC1 Antibody****Product Information**

<b>Unit Size</b>	100 ug
<b>Concentration</b>	0.5 mg/ml
<b>Storage</b>	Store at 4C short term. Aliquot and store at -20C long term. Avoid freeze-thaw cycles.
<b>Clonality</b>	Polyclonal
<b>Preservative</b>	0.02% Sodium Azide
<b>Isotype</b>	IgG
<b>Purity</b>	Antigen Affinity-purified
<b>Buffer</b>	Tris saline (20 mM Tris pH 7.3, 150 mM NaCl), 0.5% BSA

**Product Description**

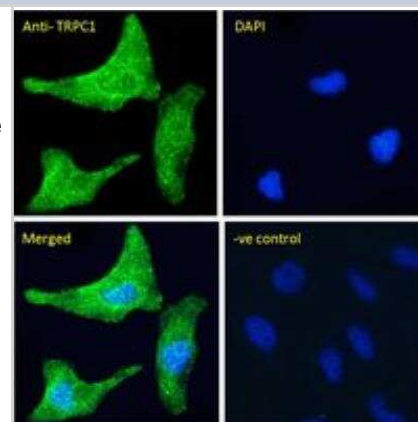
<b>Description</b>	Novus Biologicals Goat TRPC1 Antibody (NBP2-62000) is a polyclonal antibody validated for use in IHC, ELISA, Flow and ICC/IF. All Novus Biologicals antibodies are covered by our 100% guarantee.
<b>Host</b>	Goat
<b>Gene ID</b>	7220
<b>Gene Symbol</b>	TRPC1
<b>Species</b>	Human
<b>Reactivity Notes</b>	Predicted to cross react with Mouse, Canine and Rat
<b>Immunogen</b>	Peptide with sequence C-NLKQKRDENYQK, from the internal region of the protein sequence according to NP_003295.1; NP_001238774.1.

**Product Application Details**

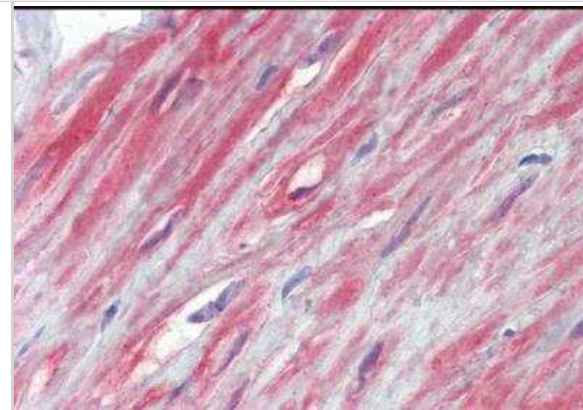
<b>Applications</b>	Immunohistochemistry-Paraffin, Flow Cytometry, Immunocytochemistry/Immunofluorescence, Immunohistochemistry, Peptide ELISA
<b>Recommended Dilutions</b>	Flow Cytometry 10 ug/ml, Immunohistochemistry 3.75 ug/ml, Immunocytochemistry/ Immunofluorescence 10 ug/ml, Immunohistochemistry-Paraffin 3.75 ug/ml, Peptide ELISA Detection Limit 1:32000

**Images**

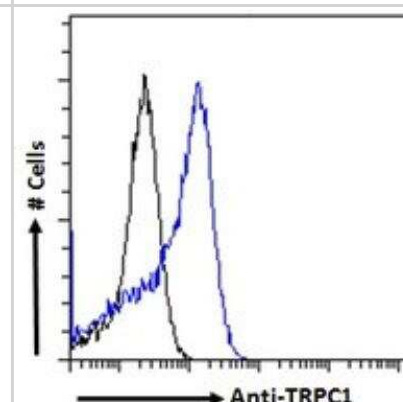
Immunocytochemistry/Immunofluorescence: TRPC1 Antibody [NBP2-62000] - Paraformaldehyde fixed HeLa cells, permeabilized with 0.15% Triton. Primary incubation 1hr (10 ug/ml) followed by Alexa Fluor 488 secondary antibody (4 ug/ml), showing cytoplasmic/Vesicle staining. The nuclear stain is DAPI (blue). Negative control: Unimmunized goat IgG (10 ug/ml) followed by Alexa Fluor 488 secondary antibody (4 ug/ml).



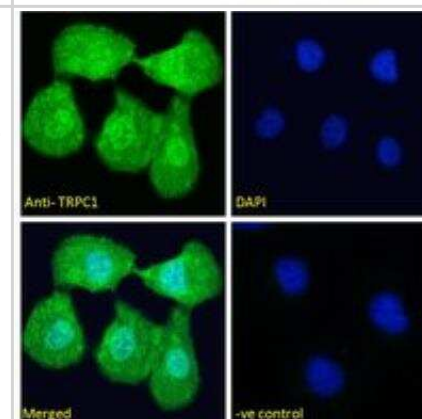
**Immunohistochemistry-Paraffin:** TRPC1 Antibody [NBP2-62000] - Paraffin embedded human prostate. Antibody at 3.75 ug/ml. Steamed antigen retrieval with citrate buffer pH 6, AP-staining.



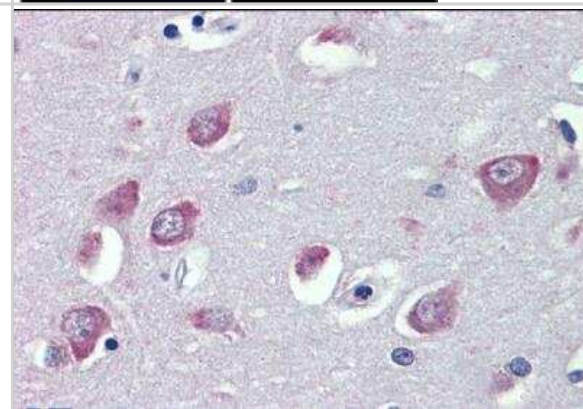
**Flow Cytometry:** TRPC1 Antibody [NBP2-62000] - Paraformaldehyde fixed Jurkat cells (blue line), permeabilized with 0.5% Triton. Primary incubation 1hr (10 ug/ml) followed by Alexa Fluor 488 secondary antibody (2 ug/ml). IgG control: Unimmunized goat IgG (black line) followed by Alexa Fluor 488 secondary antibody.



**Immunocytochemistry/Immunofluorescence:** TRPC1 Antibody [NBP2-62000] - Paraformaldehyde fixed U2OS cells, permeabilized with 0.15% Triton. Primary incubation 1hr (10 ug/ml) followed by Alexa Fluor 488 secondary antibody (4 ug/ml), showing nuclear and cytoplasmic staining. The nuclear stain is DAPI (blue). Negative control: Unimmunized goat IgG (10 ug/ml) followed by Alexa Fluor 488 secondary antibody (4 ug/ml).



**Immunohistochemistry-Paraffin:** TRPC1 Antibody [NBP2-62000] - Paraffin embedded human cortex. Antibody at 3.75 ug/ml. Steamed antigen retrieval with citrate buffer pH 6, AP-staining.





### **Novus Biologicals USA**

10730 E. Briarwood Avenue  
Centennial, CO 80112  
USA  
Phone: 303.730.1950  
Toll Free: 1.888.506.6887  
Fax: 303.730.1966  
nb-customerservice@bio-techne.com

### **Bio-Techne Canada**

21 Canmotor Ave  
Toronto, ON M8Z 4E6  
Canada  
Phone: 905.827.6400  
Toll Free: 855.668.8722  
Fax: 905.827.6402  
canada.inquires@bio-techne.com

### **Bio-Techne Ltd**

19 Barton Lane  
Abingdon Science Park  
Abingdon, OX14 3NB, United Kingdom  
Phone: (44) (0) 1235 529449  
Free Phone: 0800 37 34 15  
Fax: (44) (0) 1235 533420  
info.EMEA@bio-techne.com

### **General Contact Information**

[www.novusbio.com](http://www.novusbio.com)  
Technical Support: nb-technical@bio-techne.com  
Orders: nb-customerservice@bio-techne.com  
General: novus@novusbio.com

### **Products Related to NBP2-62000**

HAF017	Rabbit anti-Goat IgG Secondary Antibody [HRP (Horseradish Peroxidase)]
HAF109	Donkey anti-Goat IgG Secondary Antibody [HRP (Horseradish Peroxidase)]
NB410-28088-1mg	Goat IgG Isotype Control
H00007220-Q01-10ug	Recombinant Human TRPC1 GST (N-Term) Protein

### **Limitations**

This product is for research use only and is not approved for use in humans or in clinical diagnosis. Primary Antibodies are guaranteed for 1 year from date of receipt.

For more information on our 100% guarantee, please visit [www.novusbio.com/guarantee](http://www.novusbio.com/guarantee)

Earn gift cards/discounts by submitting a review: [www.novusbio.com/reviews/submit/NBP2-62000](http://www.novusbio.com/reviews/submit/NBP2-62000)

Earn gift cards/discounts by submitting a publication using this product:  
[www.novusbio.com/publications](http://www.novusbio.com/publications)



