

Product Datasheet

CD19 Antibody (CVID3/155) - Azide and BSA Free NBP2-61908-0.1mg

Unit Size: 0.1 mg

Store at -20 to -80C. Avoid freeze-thaw cycles.

www.novusbio.com



technical@novusbio.com

Protocols, Publications, Related Products, Reviews, Research Tools and Images at:
www.novusbio.com/NBP2-61908

Updated 10/23/2024 v.20.1

Earn rewards for product
reviews and publications.

Submit a publication at www.novusbio.com/publications

Submit a review at www.novusbio.com/reviews/destination/NBP2-61908



NBP2-61908-0.1mg

CD19 Antibody (CVID3/155) - Azide and BSA Free

Product Information	
Unit Size	0.1 mg
Concentration	1 mg/ml
Storage	Store at -20 to -80C. Avoid freeze-thaw cycles.
Clonality	Monoclonal
Clone	CVID3/155
Preservative	No Preservative
Isotype	IgG1 Kappa
Purity	Protein A or G purified
Buffer	10 mM PBS
Target Molecular Weight	95 kDa

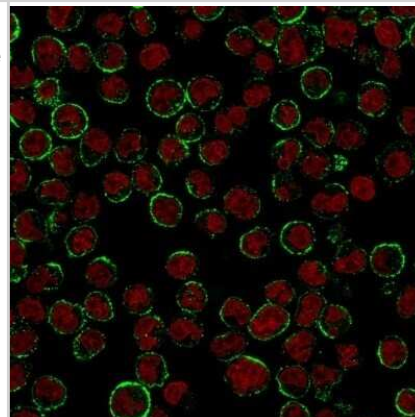
Product Description	
Description	1.0 mg/ml of antibody purified from Bioreactor Concentrate by Protein A/G. Prepared in 10mM PBS WITHOUT BSA & azide. Also available at 200 ug/ml WITH BSA & azide (NBP2-44674). Antibody with azide - store at 2 to 8C. Antibody without azide - store at -20 to -80 C.
Host	Mouse
Gene ID	930
Gene Symbol	CD19
Species	Human, Monkey
Marker	B-Lymphocyte Marker
Immunogen	Recombinant full-length human CD19 protein (Uniprot: P15391)

Product Application Details	
Applications	Flow Cytometry, Immunocytochemistry/ Immunofluorescence, CyTOF-ready
Recommended Dilutions	Flow Cytometry 0.5 - 1 ug/million cells in 0.1 ml, Immunocytochemistry/ Immunofluorescence 0.5 - 1.0 ug/ml, CyTOF-ready
Application Notes	Optimal dilution for a specific application should be determined.

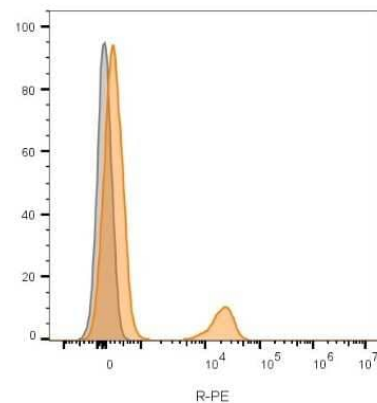


Images

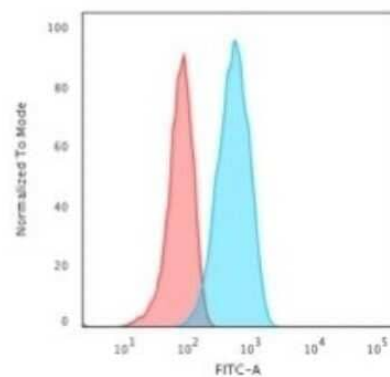
Immunocytochemistry/Immunofluorescence: CD19 Antibody (CVID3/155) - Azide and BSA Free [NBP2-61908] - Immunofluorescence staining of Raji cells. CD19 Antibody (CVID3/155) followed by goat anti-Mouse IgG-CF488 (Green). The nuclear counterstain is Red Dot (Red).



Flow Cytometry: CD19 Antibody (CVID3/155) - Azide and BSA Free [NBP2-61908] - Flow cytometric analysis of lymphocyte-gated PBMCs. CD19 antibody (CVID3/155) labeled with CF568 (orange); unstained cells (gray).



Flow Cytometry: CD19 Antibody (CVID3/155) - Azide and BSA Free [NBP2-61908] - Flow Cytometric Analysis of Raji cells. CD19 Antibody (CVID3/155) followed by goat anti-Mouse IgG-CF488 (Blue); Isotype Control (Red).





Novus Biologicals USA

10730 E. Briarwood Avenue
Centennial, CO 80112
USA
Phone: 303.730.1950
Toll Free: 1.888.506.6887
Fax: 303.730.1966
nb-customerservice@bio-techne.com

Bio-Techne Canada

21 Canmotor Ave
Toronto, ON M8Z 4E6
Canada
Phone: 905.827.6400
Toll Free: 855.668.8722
Fax: 905.827.6402
canada.inquires@bio-techne.com

Bio-Techne Ltd

19 Barton Lane
Abingdon Science Park
Abingdon, OX14 3NB, United Kingdom
Phone: (44) (0) 1235 529449
Free Phone: 0800 37 34 15
Fax: (44) (0) 1235 533420
info.EMEA@bio-techne.com

General Contact Information

www.novusbio.com
Technical Support: nb-technical@bio-techne.com
Orders: nb-customerservice@bio-techne.com
General: novus@novusbio.com

Products Related to NBP2-61908-0.1mg

HAF007	Goat anti-Mouse IgG Secondary Antibody [HRP]
NB720-B	Rabbit anti-Mouse IgG (H+L) Secondary Antibody [Biotin]
NBP1-43319-0.5mg	Mouse IgG1 Kappa Isotype Control (P3.6.2.8.1)
H00000930-P01-10ug	Recombinant Human CD19 GST (N-Term) Protein

Limitations

This product is for research use only and is not approved for use in humans or in clinical diagnosis. Primary Antibodies are guaranteed for 1 year from date of receipt.

For more information on our 100% guarantee, please visit www.novusbio.com/guarantee

Earn gift cards/discounts by submitting a review: www.novusbio.com/reviews/submit/NBP2-61908

Earn gift cards/discounts by submitting a publication using this product:
www.novusbio.com/publications

