

Product Datasheet

SELS Antibody (7F8G1) - BSA Free NBP2-61876

Unit Size: 0.1 ml

Store at 4C short term. Aliquot and store at -20C long term. Avoid freeze-thaw cycles.

www.novusbio.com



technical@novusbio.com

Protocols, Publications, Related Products, Reviews, Research Tools and Images at:
www.novusbio.com/NBP2-61876

Updated 9/9/2025 v.20.1

Earn rewards for product
reviews and publications.

Submit a publication at www.novusbio.com/publications

Submit a review at www.novusbio.com/reviews/destination/NBP2-61876



NBP2-61876

SELS Antibody (7F8G1) - BSA Free


Product Information	
Unit Size	0.1 ml
Concentration	1 mg/ml
Storage	Store at 4C short term. Aliquot and store at -20C long term. Avoid freeze-thaw cycles.
Clonality	Monoclonal
Clone	7F8G1
Preservative	0.05% Sodium Azide
Isotype	IgG2b
Purity	Protein G purified
Buffer	PBS
Target Molecular Weight	21.2 kDa

Product Description	
Description	Novus Biologicals Mouse SELS Antibody (7F8G1) - BSA Free (NBP2-61876) is a monoclonal antibody validated for use in IHC, WB and ELISA. All Novus Biologicals antibodies are covered by our 100% guarantee.
Host	Mouse
Gene ID	55829
Gene Symbol	VIMP
Species	Human
Immunogen	Purified recombinant fragment of human SELS (AA: 1-187) expressed in E. Coli.

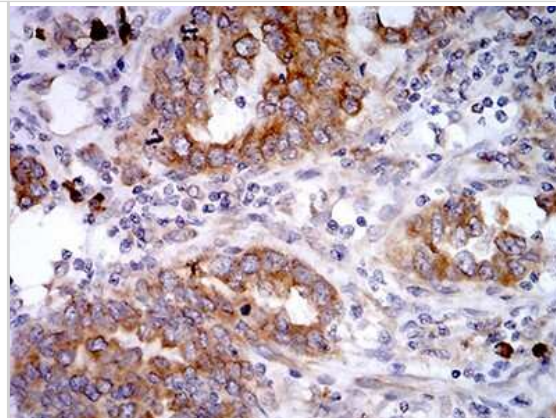
Product Application Details	
Applications	Western Blot, Immunohistochemistry-Paraffin, ELISA, Immunohistochemistry
Recommended Dilutions	Western Blot 1:500-1:2000, ELISA 1:10000, Immunohistochemistry 1:200-1:1000, Immunohistochemistry-Paraffin 1:200-1:1000

Images

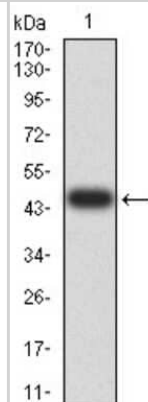
Western Blot: SELS Antibody (7F8G1) [NBP2-61876] - Analysis using VIMP mAb against HEK293 (1) and VIMP (AA: 1-187)-hIgGfc transfected HEK293 (2) cell lysate.



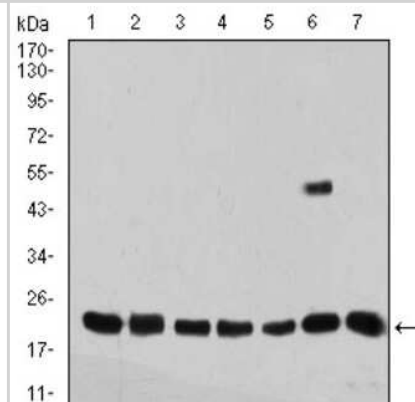
Immunohistochemistry: SELS Antibody (7F8G1) [NBP2-61876] - Analysis of paraffin-embedded endometrial cancer tissues using VIMP mouse mAb with DAB staining.



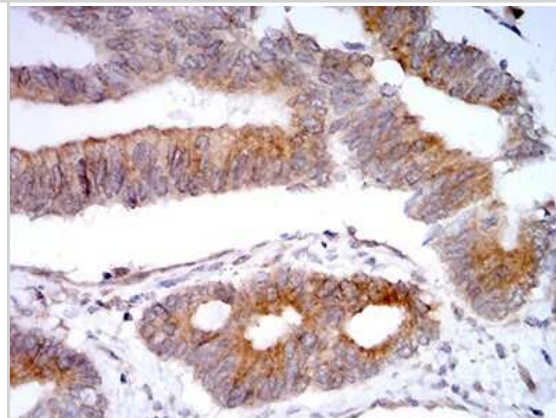
Western Blot: SELS Antibody (7F8G1) [NBP2-61876] - Analysis using VIMP mAb against human VIMP (AA: 1-187) recombinant protein. (Expected MW is 46.9 kDa)



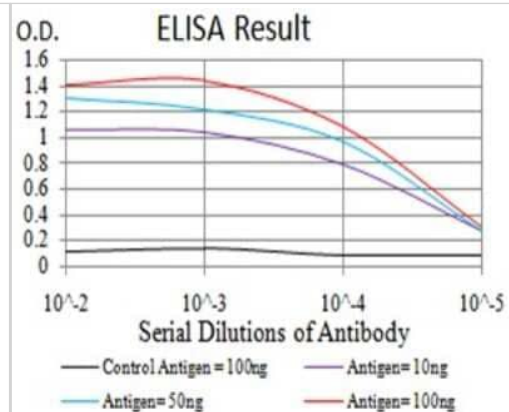
Western Blot: SELS Antibody (7F8G1) [NBP2-61876] - Analysis using VIMP mouse mAb against MCF-7 (1), PANC-1 (2), Jurkat (3), HepG2 (4), MOLT4 (5), U251 (6), and A431 (7) cell lysate.



Immunohistochemistry: SELS Antibody (7F8G1) [NBP2-61876] - Analysis of paraffin-embedded rectum cancer tissues using VIMP mouse mAb with DAB staining.



ELISA: SELS Antibody (7F8G1) [NBP2-61876] - Black line: Control Antigen (100 ng); Purple line: Antigen (10ng); Blue line: Antigen (50 ng); Red line: Antigen (100 ng)





Novus Biologicals USA

10730 E. Briarwood Avenue
Centennial, CO 80112
USA
Phone: 303.730.1950
Toll Free: 1.888.506.6887
Fax: 303.730.1966
nb-customerservice@bio-techne.com

Bio-Techne Canada

21 Canmotor Ave
Toronto, ON M8Z 4E6
Canada
Phone: 905.827.6400
Toll Free: 855.668.8722
Fax: 905.827.6402
canada.inquires@bio-techne.com

Bio-Techne Ltd

19 Barton Lane
Abingdon Science Park
Abingdon, OX14 3NB, United Kingdom
Phone: (44) (0) 1235 529449
Free Phone: 0800 37 34 15
Fax: (44) (0) 1235 533420
info.EMEA@bio-techne.com

General Contact Information

www.novusbio.com
Technical Support: nb-technical@bio-techne.com
Orders: nb-customerservice@bio-techne.com
General: novus@novusbio.com

Products Related to NBP2-61876

NBP2-33376H	Blue Marker Antibody (6F4-F6) [HRP]
HAF007	Goat anti-Mouse IgG Secondary Antibody [HRP]
NB7539	Goat anti-Mouse IgG (H+L) Secondary Antibody [HRP]
NBP2-27231	Mouse IgG2b Isotype Control (MPC-11)

Limitations

This product is for research use only and is not approved for use in humans or in clinical diagnosis. Primary Antibodies are guaranteed for 1 year from date of receipt.

For more information on our 100% guarantee, please visit www.novusbio.com/guarantee

Earn gift cards/discounts by submitting a review: www.novusbio.com/reviews/submit/NBP2-61876

Earn gift cards/discounts by submitting a publication using this product:
www.novusbio.com/publications

